



MCA International Club House

Content

- Introduction
- Walk Through
- Context + Site Narrative
- Conceptual Framework
- Architecture + Experience
- Weaving nature into the everyday
- Community + Culture Integration



M9 Design Studio – *Design Philosophy*

At M9 Design Studio, we see architecture not merely as the act of building, but as a **thoughtful convergence of space, context, and human experience**. Our work is shaped by the belief that design can quietly transform everyday life—by anticipating the evolving needs of people, embracing the nuances of place, and creating opportunities for **meaningful engagement between the built and the natural**.

1. *Designing for Possibility: Beyond the Program*

Every project begins with a question, not a conclusion. We approach architecture as an open framework—capable of adapting, absorbing, and even inspiring new patterns of use over time. This means designing with a mindset that allows for fluidity rather than fixed outcomes. Whether it's introducing unexpected programmatic overlaps or allowing spaces to evolve with seasons and communities, we believe architecture should remain responsive and alive.

2. *The In-Between: Where Architecture Meets Life*

Every project begins with a question, not a conclusion. We approach architecture as an open framework—capable of adapting, absorbing, and even inspiring new patterns of use over time. This means designing with a mindset that allows for fluidity rather than fixed outcomes. Whether it's introducing unexpected programmatic overlaps or allowing spaces to evolve with seasons and communities, we believe architecture should remain responsive and alive.

3. *Weaving Nature into the Everyday*

Our work is rooted in a deep sensitivity to site and ecology. Rather than placing buildings on the land, we seek ways for them to emerge from it. Through careful orientation, landscape integration, material honesty, and layered sensory experiences, we aim to restore a sense of intimacy with the natural world. This isn't a gesture—it's a way of thinking, of designing places that support wellbeing, biodiversity, and a gentler footprint on the planet.


-VISION FOR MCA

This is not just a clubhouse. It's a sanctuary where cricket, culture, and community converge—rooted in nature, made for people."

The project aims to be a **well-equipped public space that balances relaxation and sporting practice**. As cricketers often face immense pressure to perform, the project endeavors to create an **experiential environment** that fosters both relaxation and engagement in sports by **incorporating relaxation zones and play areas** within the site and proposing **slow green** spaces that serve as a tranquil counterpoint to Pune's bustling urban landscape. Overall, the MCA International Clubhouse not only redefines urban recreation but also significantly contributes to **ecological sustainability** and **community well-being**.



-Context and site narrative




The **hero** of the site being the stadium it's character and memory to keep and celebrate was important in our design thinking.



around the stadium the neighborhood is more residential and mixed use and there is no sense of enclosure throughout the stadium which made us think of **introvert design to humanize the space**.




after visiting the site and speaking to local stakeholders at site we understood **parking** is very important **factor to address** during design thinking.



The **level difference of 6.0 meter** from the stadium level to the entrance road level and the neighbor site being at high level gave a option to make a podium and elevate the activities and make use of the site contour.

-Conceptual Framework




- PRIMARY VOID

In architectural discourse, the concept of **void** is crucial, as it embodies the interplay between **occupied and unoccupied spaces**.

In our design framework, we identify both primary and secondary voids, each contributing distinctively to the structure's functionality and community engagement.

The **primary void** manifests within the **stadium**, where the expanse of the playing field is integral to the overall experience. Here, the void serves not merely as an absence of structure but as a dynamic space that resonates with activity and spectator engagement. This interplay underscores that the void is as vital as the surrounding solid spaces, reinforcing the notion that emptiness can possess a profound presence, drawing observers and participants alike into its realm.



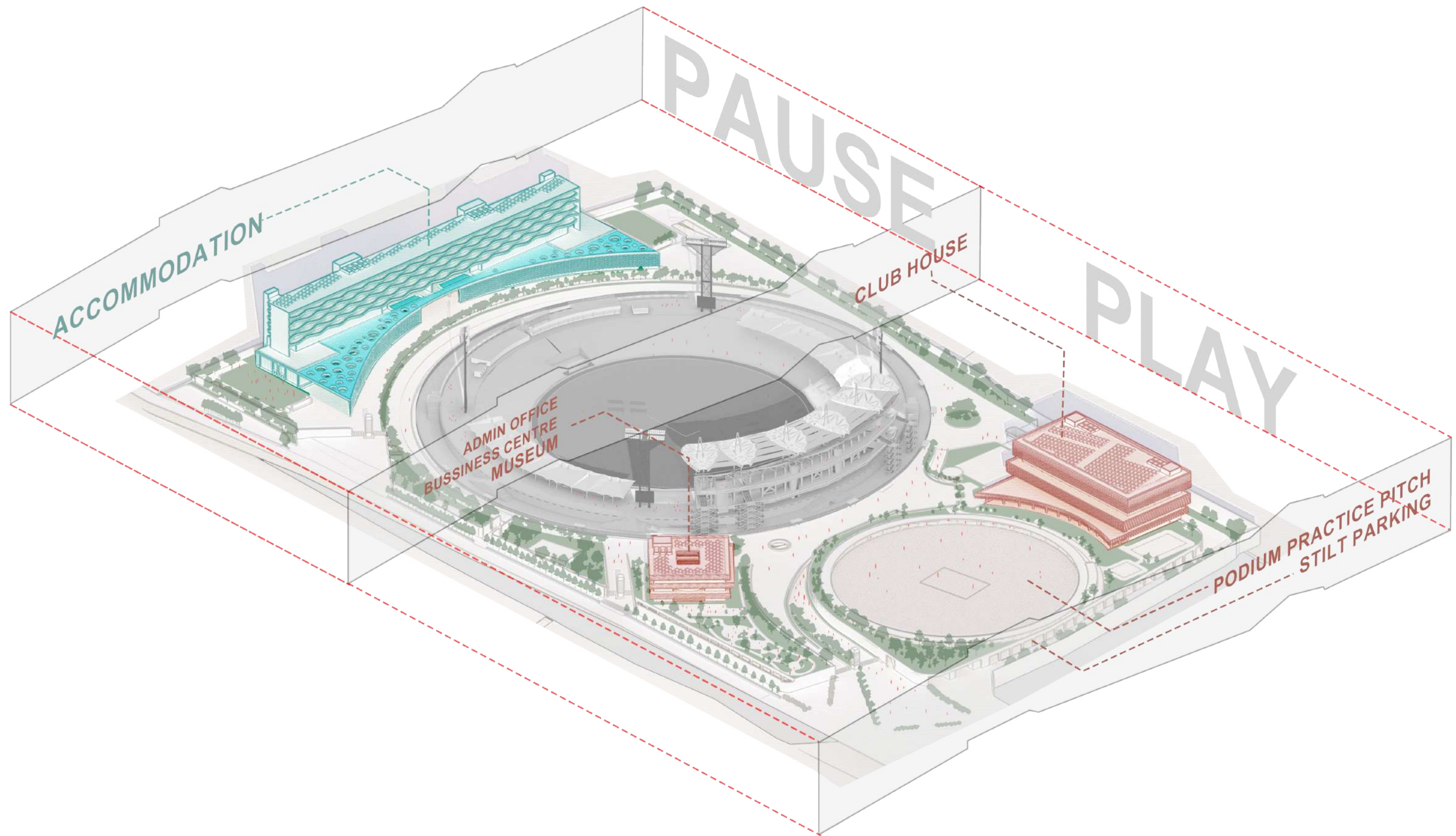
- SECONDARY VOID

Complementing the primary void, the **secondary void** is exemplified by the **practice pitch**. Strategically positioned to facilitate a seamless flow of sports activities, it is designed to enhance the relationship between the stadium, clubhouse, and museum. During periods when the pitch is not in use, this **secondary void transforms into a community space**, fostering social interactions and gatherings. Thus, the void strategy not only redefines spatial relationships but also cultivates a **sense of community**, emphasizing the significance of emptiness in enriching both **architectural experience** and **social dynamics**.

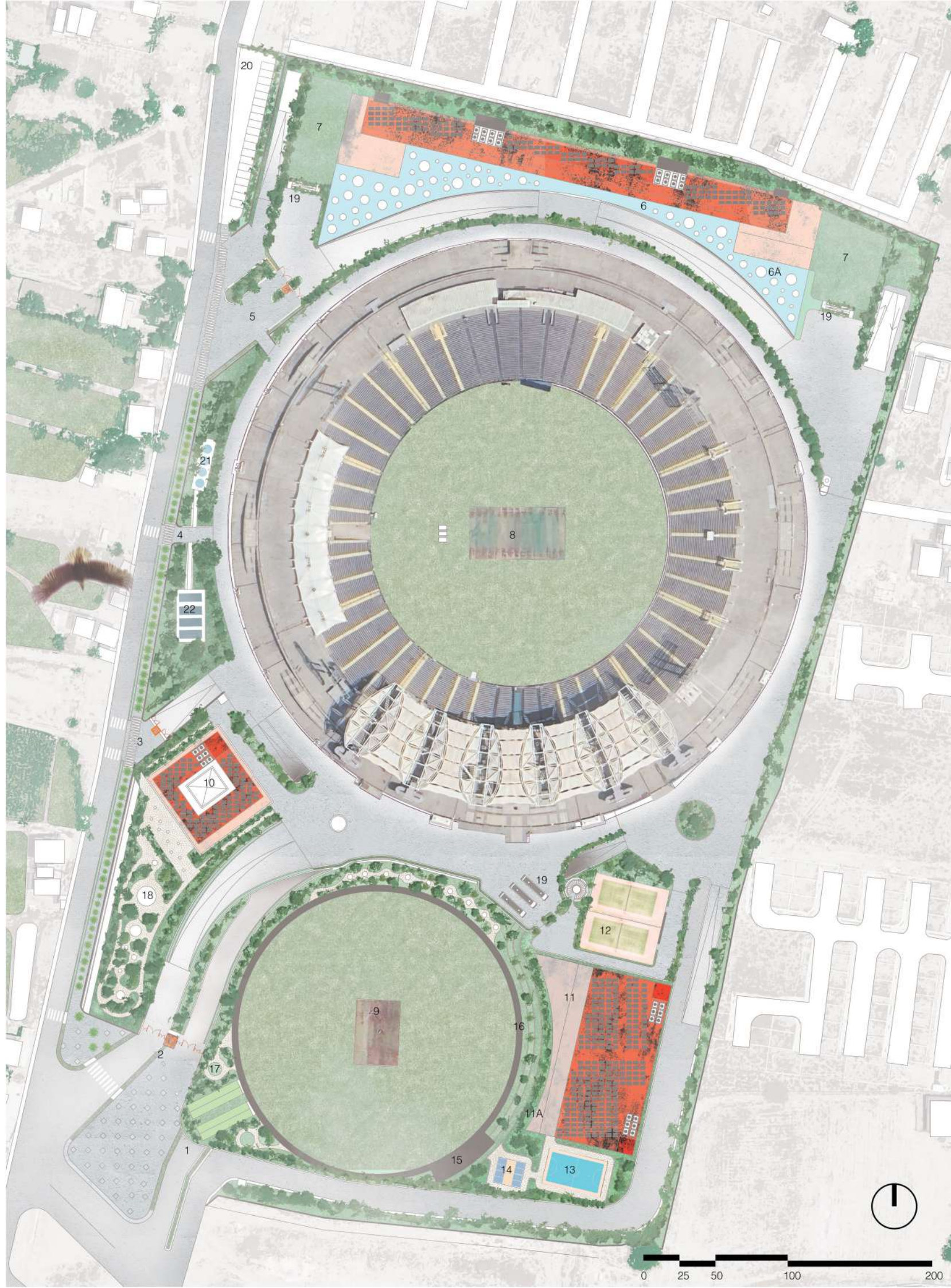


- SECONDARY VOID

In acknowledging the stadium's enduring legacy since 2012, our design approach prioritizes a **harmonious relationship between the new building and the existing structure**. The **new edifice** serves not as a competing entity but **as a canvas** that accentuates the stadium's grandeur through contrasting colors and materials. This thoughtful **juxtaposition** ensures the architectural narrative celebrates the stadium as the **centerpiece** of the site.



The layout is strategically divided into **relaxation** and **play zones**, fostering an environment that accommodates both **active** and **passive recreational activities**. The northern relax zones, adjacent to residential neighborhoods, offer tranquil spaces for respite, while the southern play zones are designed for easy accessibility from main thoroughfares, welcoming the city's diverse inhabitants.



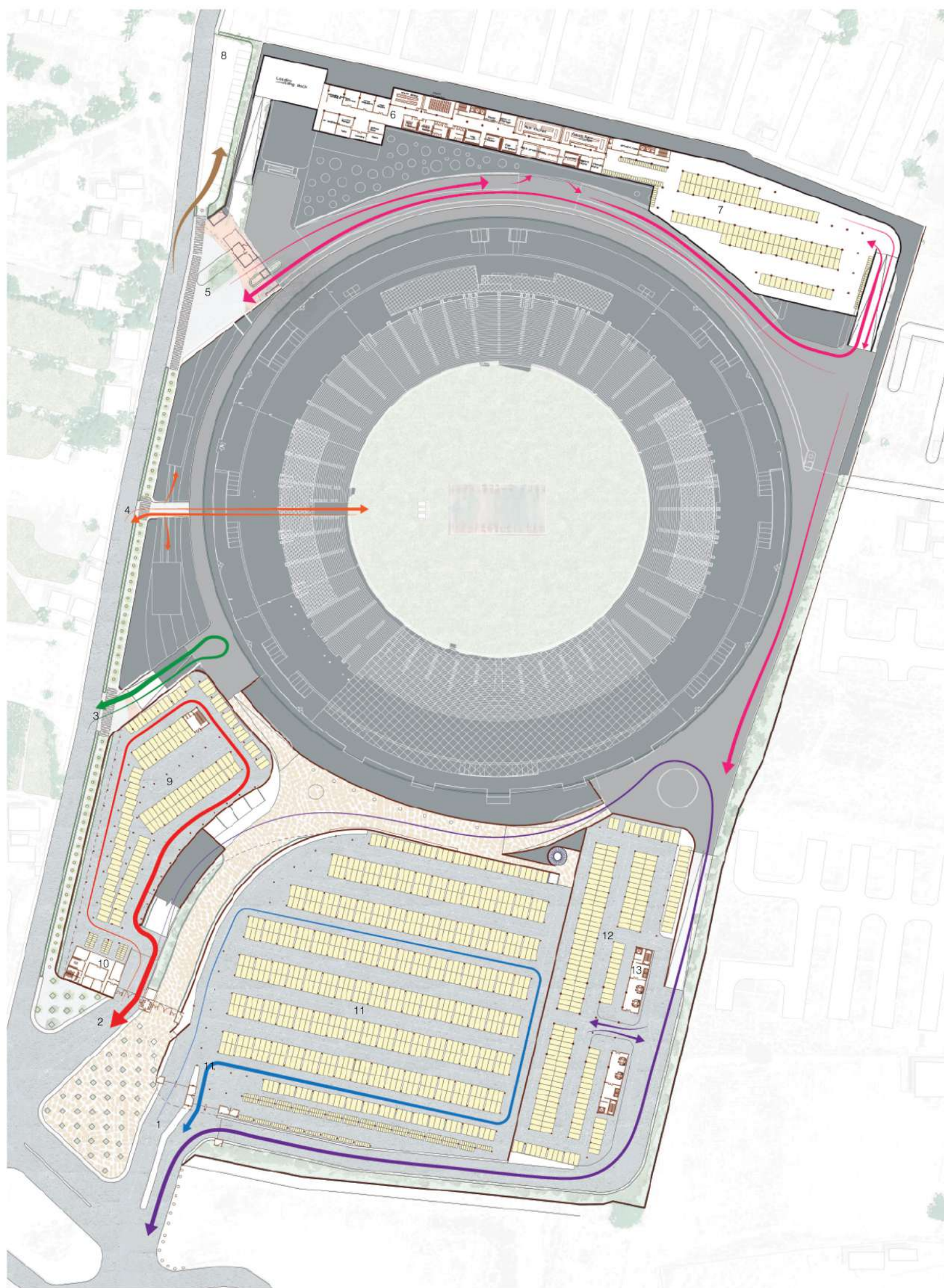
-Site Plan

LEGEND

- 1. GATE 1
- 2. GATE 2
- 3. GATE 3
- 4. GATE 4
- 5. GATE 5
- 6. ACCOMODATION BLOCK
- 7. MEDITATION AREA/ EVENT SPACE
- 8. MCA STADIUM
- 9. PRACTICE PITCH
- 10. MUSEUM AND ADMIN BLOCK
- 11. CLUBHOUSE
- 12. TENNIS COURTS
- 13. FUTSAL COURT
- 14. PICKLEBALL COURT
- 15. DUGOUT
- 16. JOGGING TRACK
- 17. CHILDREN PLAY AREA
- 18. PODIUM WITH LANDSCAPE
- 19. BUS PARKING
- 20. MEDIA PARKING
- 21. WATER TREATMENT PLANT
- 22. ELECTRICAL SUBSTATION

BUILT-UP AREA

Sl.No	ITEM	AREA(SQ.M) approximate
1	MUSEUM	4518
2	SPORTS BLOCK	8420
3	ACCOMMODATION BLOCK	26474
4	TOTAL BUILT-UP AREA	39412



-Parking

The design necessitates careful consideration of **parking management**, given the site's **current challenges** and its significance to **user experience**. Following a comprehensive site visit and consultations with local stakeholders, we have identified parking as a critical element requiring strategic intervention.

To address these concerns, a parking zoning diagram has been developed, placing parking facilities on the lower level to effectively support the activities planned above. This configuration not only maximizes the efficient use of space but also mitigates the issues associated with **parking congestion, particularly during peak usage times and event days**. The positioning of the parking structure considers the width of the adjacent west-side roads, ensuring seamless access and egress.

Moreover, the design incorporates **well-planned entrance** and exit points that prioritize **smooth traffic flow**, thereby reducing the likelihood of **congestion during both normal operations and special events**.

LEGEND

1. GATE 1
2. GATE 2
3. GATE 3
4. GATE 4
5. GATE 5
6. ACCOMODATION BLOCK SERVICES
7. ACCOMODATION BLOCK PARKING
8. MEDIA PARKING
9. VVIP PARKING
10. SECURITY BLOCK
11. STADIUM PARKING
12. CLUBHOUSE PARKING
13. WAITING LOUNGE

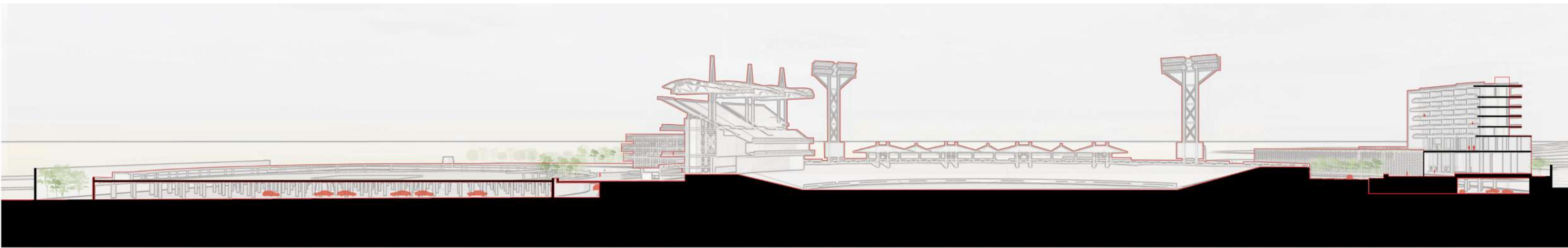
- SPECTATOR MOVEMENT
- VVIP MOVEMENT
- SERVICE ENTRY
- MUSEUM AND ADMIN BLOCK USER
- CLUB MEMBERS MOVEMENT
- ACCOMODATION BLOCK USER MOVEMENT
- MEDIA MOVEMENT

VVIP	147 X 2	294
Hotel	139 X 2	278
Stadium	650 X 2	1300
Club House	216 X 2	432
Total		2304

-Sections



Shorter section through museum, Practice pitch and Clubhouse




Longer Section cutting through practice pitch stadium and accommodation block

-Site Circulation



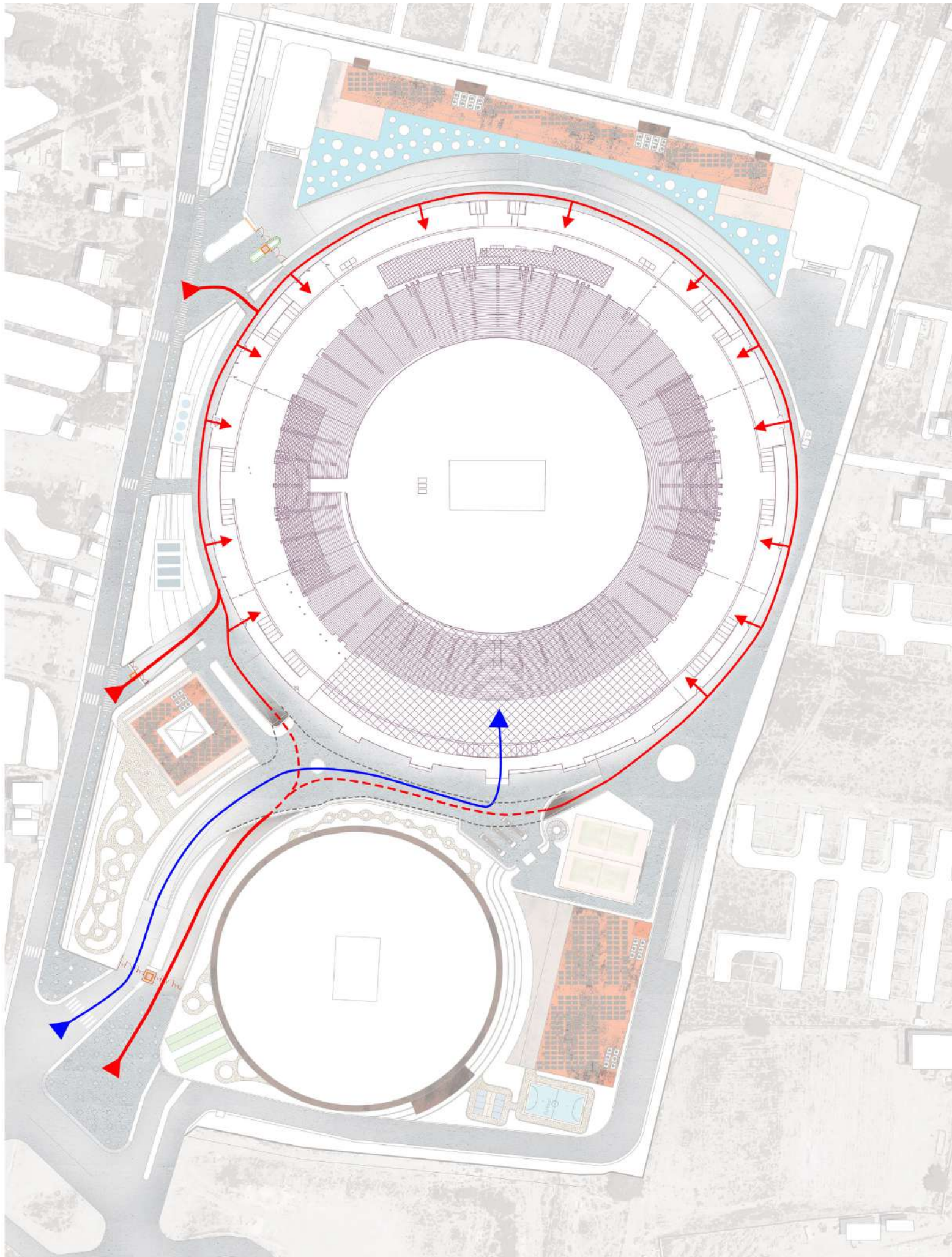
-Players, VVIP movement

Players, VVIPs, and Club members traverse the upper level, providing them with a **unique experience** that **balances relaxation** with the excitement of play. This elevated circulation not only offers a **panoramic view of the action** below but also facilitates serene interactions among elite guests, fostering *camaraderie* in a pleasant atmosphere.

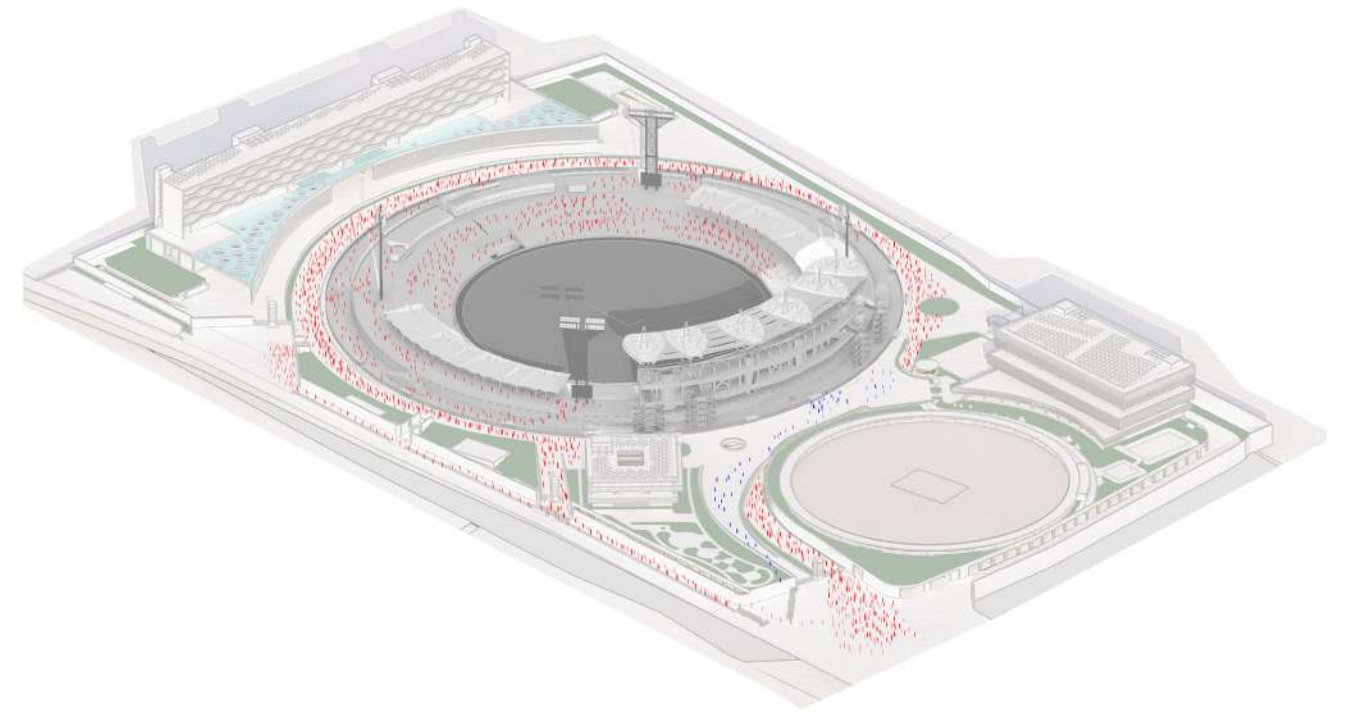


-Public movement

focuses on the **spectator experience** at the stadium's lower level. Here, spectators enter through **designated gates**, specifically **Gates 1, 3 and 5**, forming a **continuous loop around the stadium**. This path is enriched with various attractions, including **art stalls** that allow fans to celebrate their passion for cricket. **Engaging installations**, like **statues of legendary cricketers** and a **dedicated Wall of Fame**, offer **memorable photo opportunities**. Additionally, **shaded seating areas** along the route provide respite and promote a community atmosphere as spectators gather before and after matches.



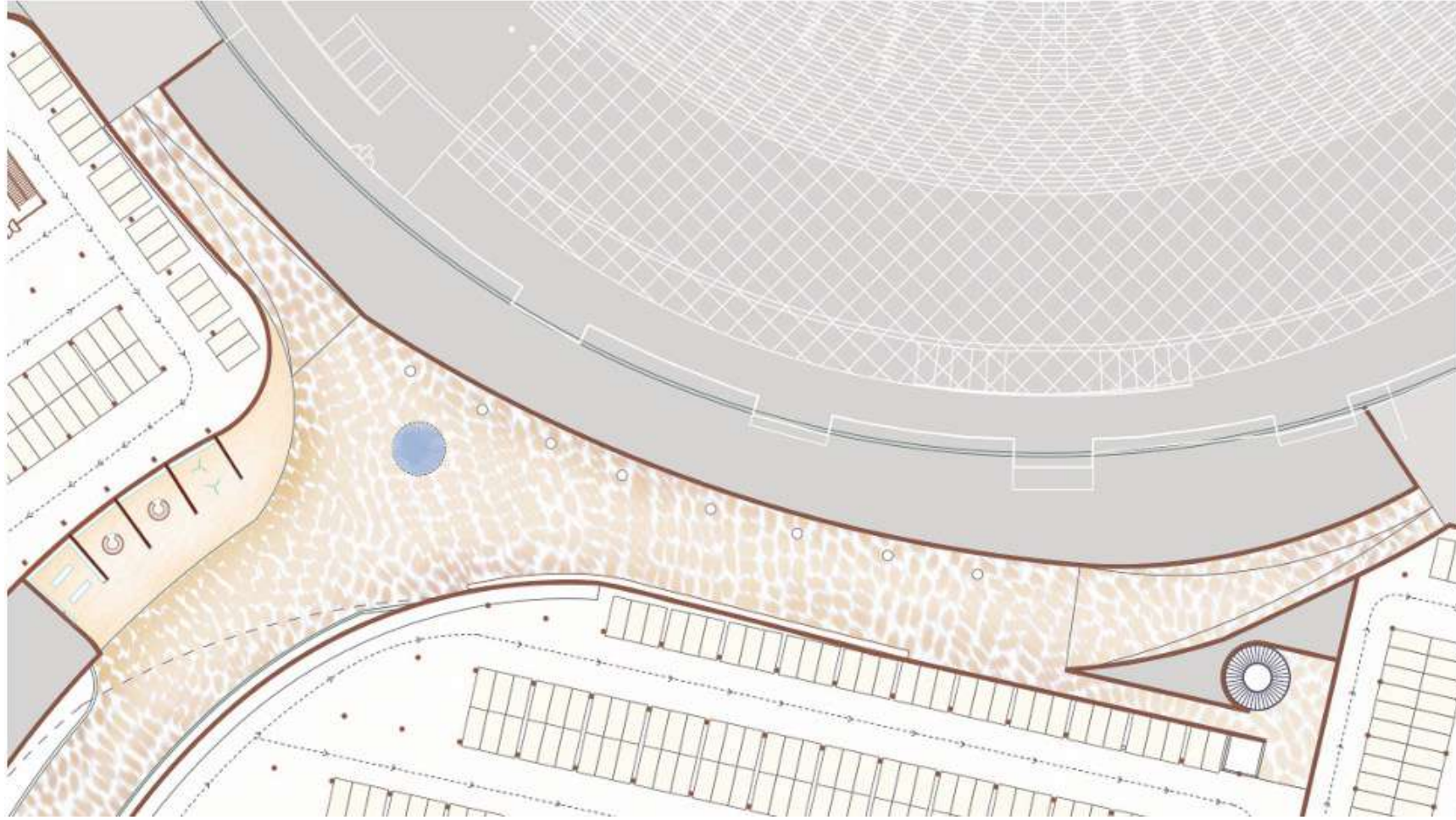
-Site Circulation(Public & VVIP'S, Players Movement)



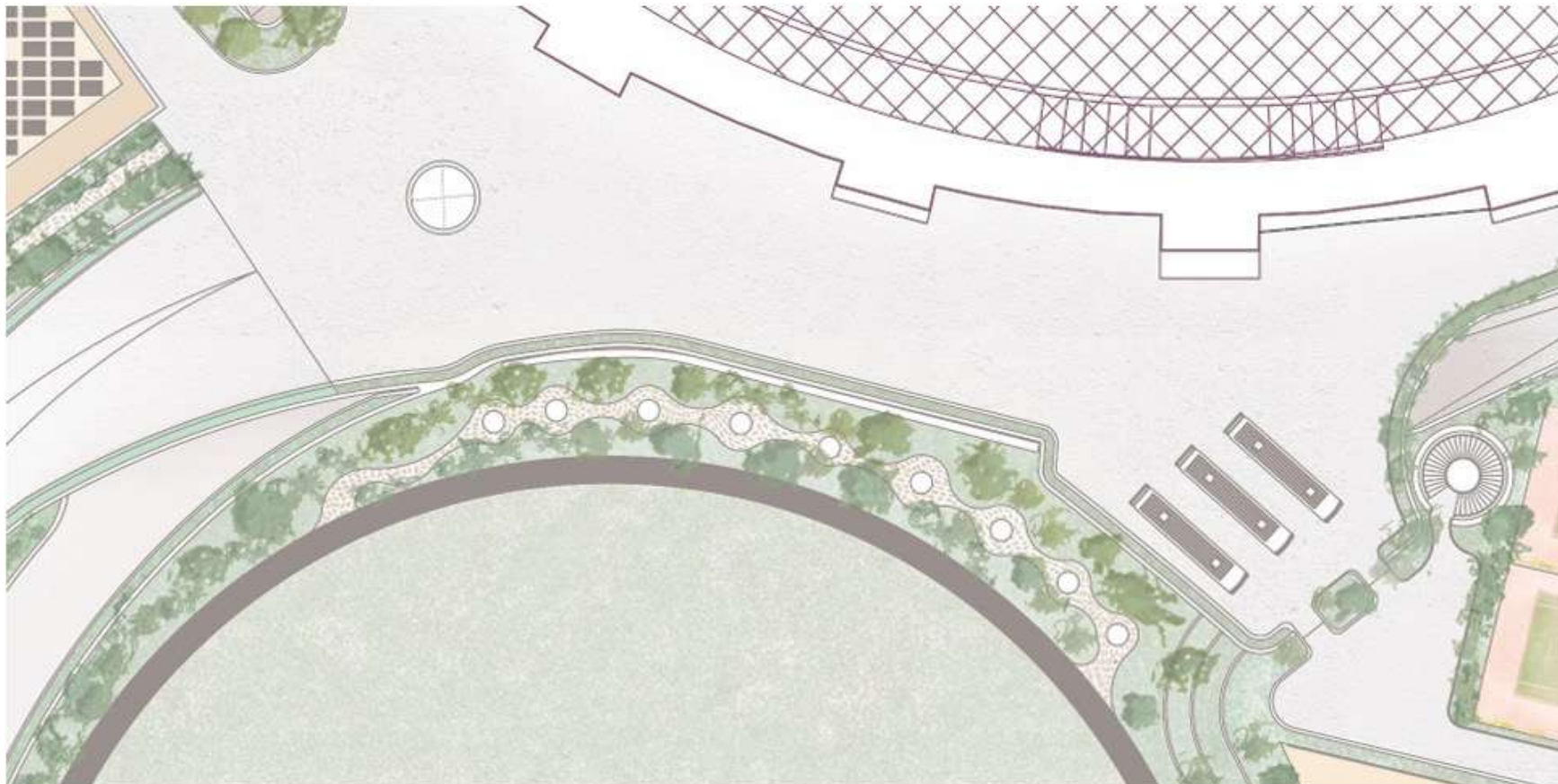
Density diagram - match day

On match days, **user density** peaks as **crowds gather** to experience the **vibrant atmosphere** of live cricket. This scenario emphasizes the importance of **efficient circulation routes** to **accommodate large groups**, ensuring **smooth movement** within the **stadium** and **surrounding areas**. The design strategically incorporates **amenities** and **facilities** that enhance the **spectator experience** while **minimizing congestion**.

- General public
- VVIP and Players



-Underpass Level



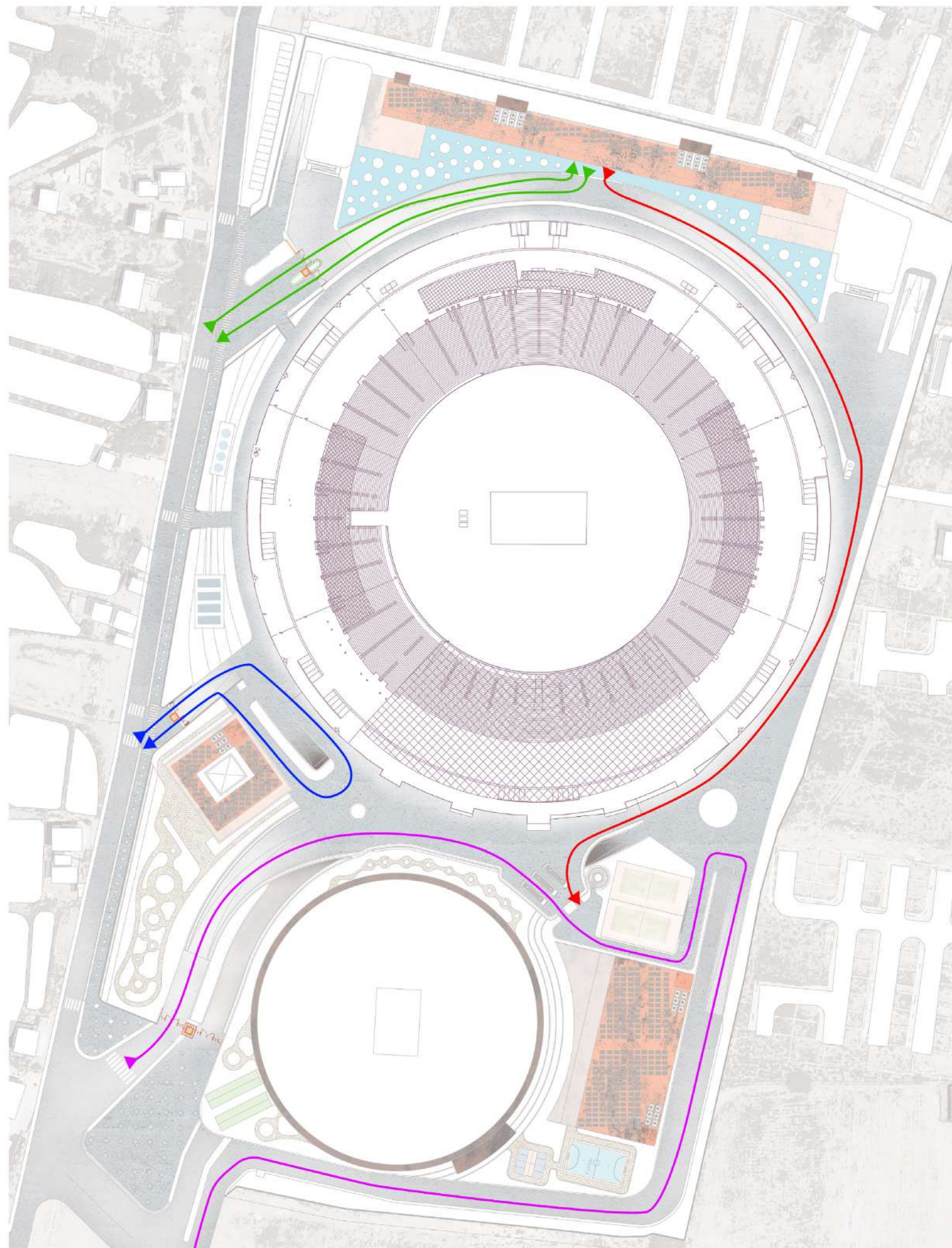
-Podium Level



-View from the podium (Players entering the stadium)



-View of underpass and Fan Stalls



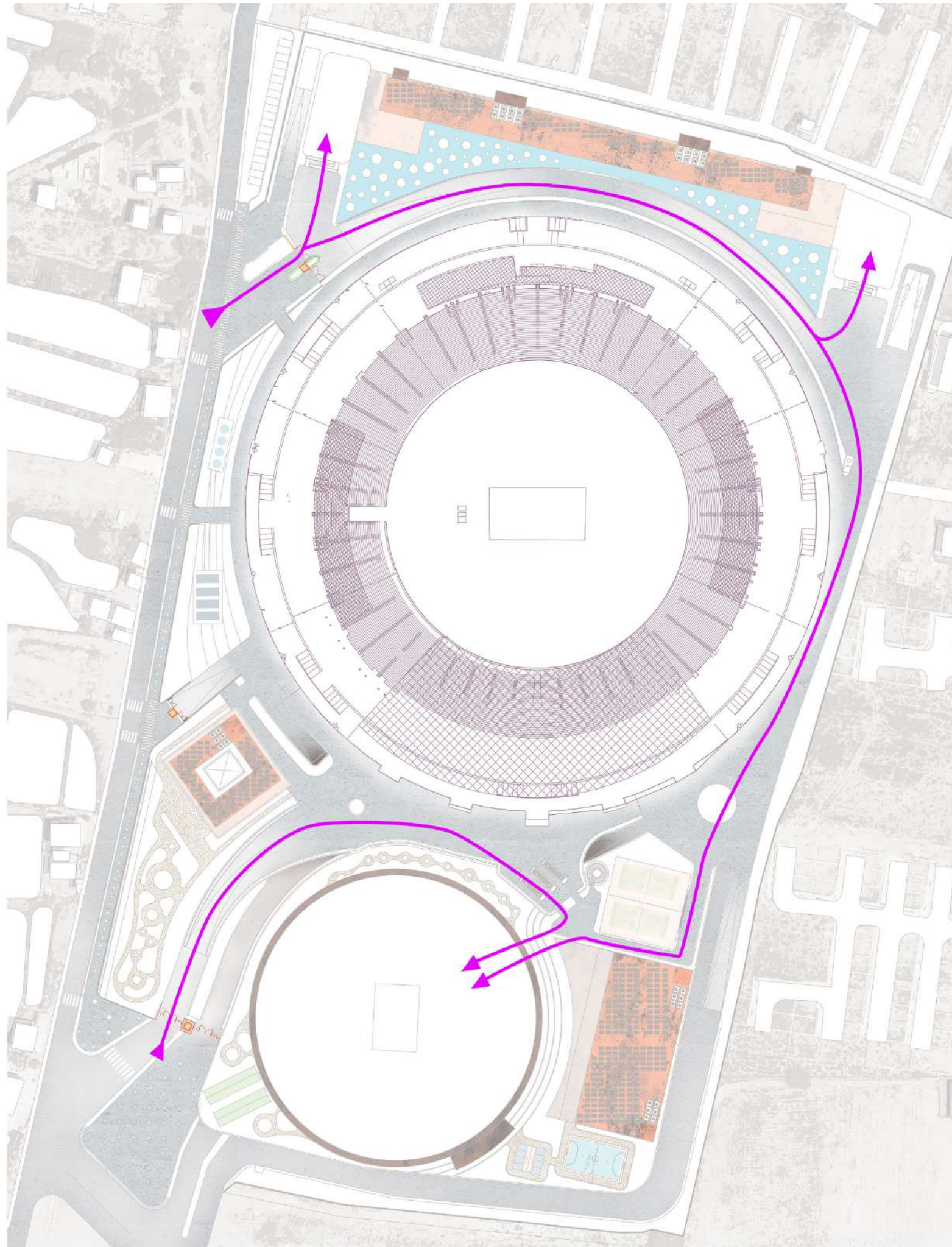
-Site Circulation



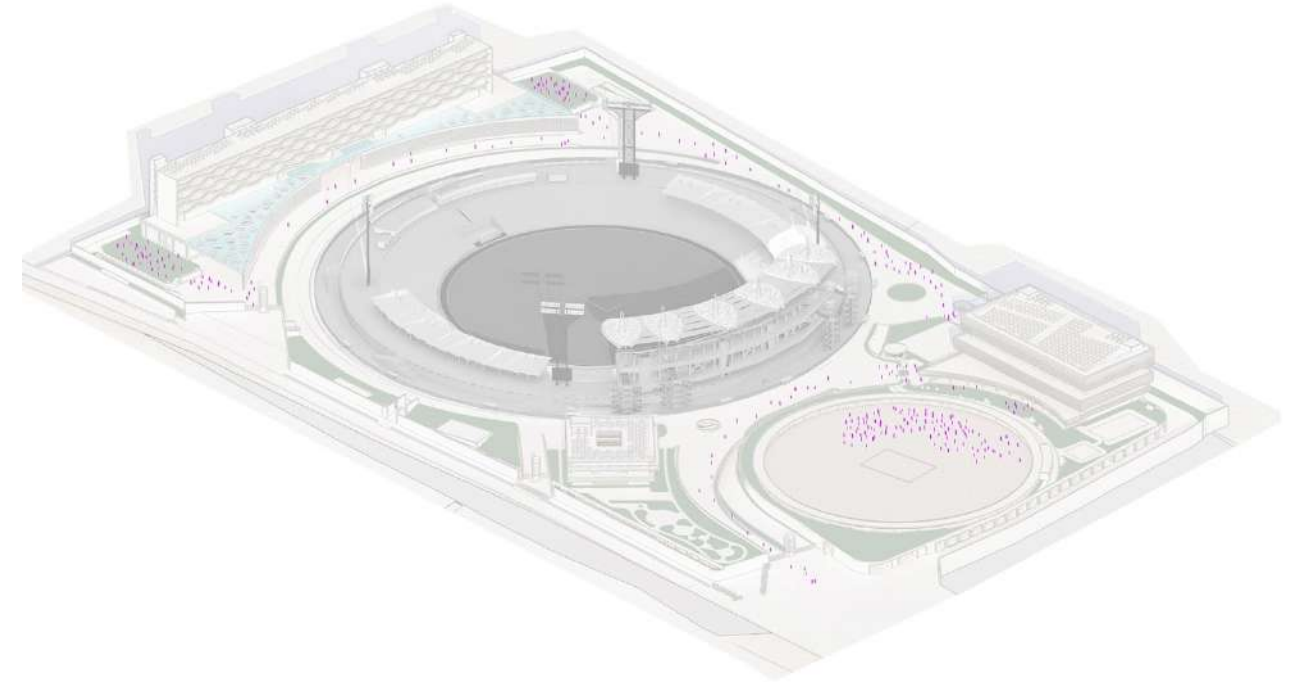
Density diagram - normal day

In **contrast**, normal days witness a **decline** in **user density**, revealing a **quieter** yet equally crucial aspect of the space. During these times, the **clubhouse** is activated for club members, facilitating **social interactions**, **recreational activities**, and **community engagement**, thereby establishing the facility as a **local hub**.

- Hotel guests and Club members
- Admin and museum visitors
- Hotel Guests
- Club members



-Site Circulation



Density diagram - event day

Private event days offer yet another **dimension** of use, as the site can accommodate gatherings independent of the **cricket-playing schedule**. The design enables the configuration of spaces to function autonomously, allowing for **tailored experiences** while maintaining the **integrity and unity of the overall facility**. In summary, the MCA International Cricket Stadium and Clubhouse is conceived as a **versatile structure**, adeptly responding to varying **user densities** across different scenarios, thereby **reinforcing** its role as a **community centric space**.


■ Event guests



-SPORTS BLOCK


The **Sports Block** design integrates a **diverse range of sports and wellness facilities**, strategically organized across multiple levels.

The ground floor features indoor sports amenities such as badminton and squash courts, along with indoor cricket nets, ensuring a comprehensive sporting experience. In contrast, the mezzanine level houses a spa, sauna, gym, and yoga studio, complemented by a sports bar and an expansive terrace that overlooks both the practice pitch and swimming pool, all facilitated by a service floor beneath.



Public Usage as In-Between Space

To promote **community engagement** and the **multifunctionality** of the clubhouse, a strategically designed **roof extension** connects the ground floor of the building to the practice pitch. This space, designated for various activities, encourages **public interaction** and **recreational engagement**, effectively utilizing the area to foster a **vibrant and inclusive environment** for all users.




Cantilever Roof and Louvers


The architectural design employs **cantilevered floor** plates that **extend beyond the building's core**, providing **essential shade** and **enhancing usability** of lower floor spaces. These extensions not only serve as protective structures against direct sunlight but also create **additional private seating areas** that merge seamlessly with the landscape. Further, louvers are integrated at the edges of these cantilevers, functioning as sun shields and safety railings while reinforcing the aesthetic appeal of the clubhouse.



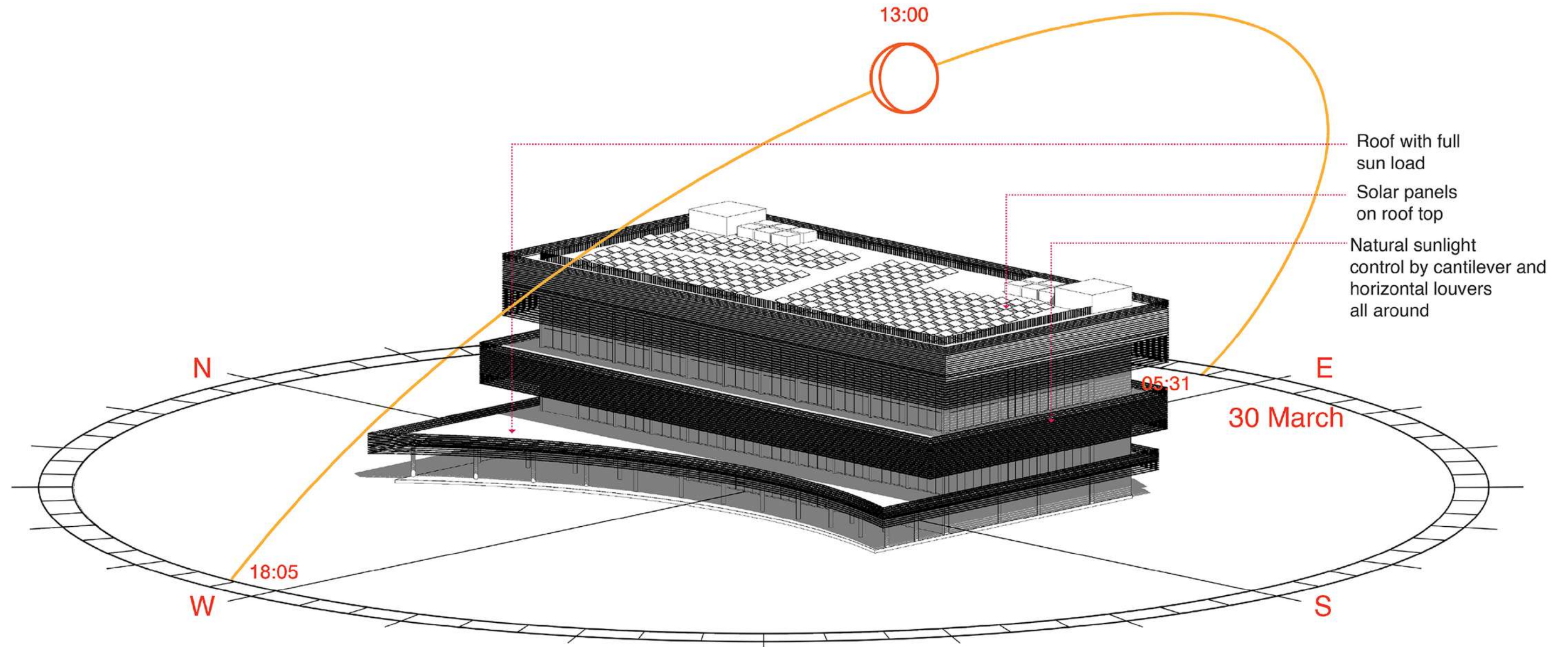
Floor plates with cutouts




Isometric Structural Columns



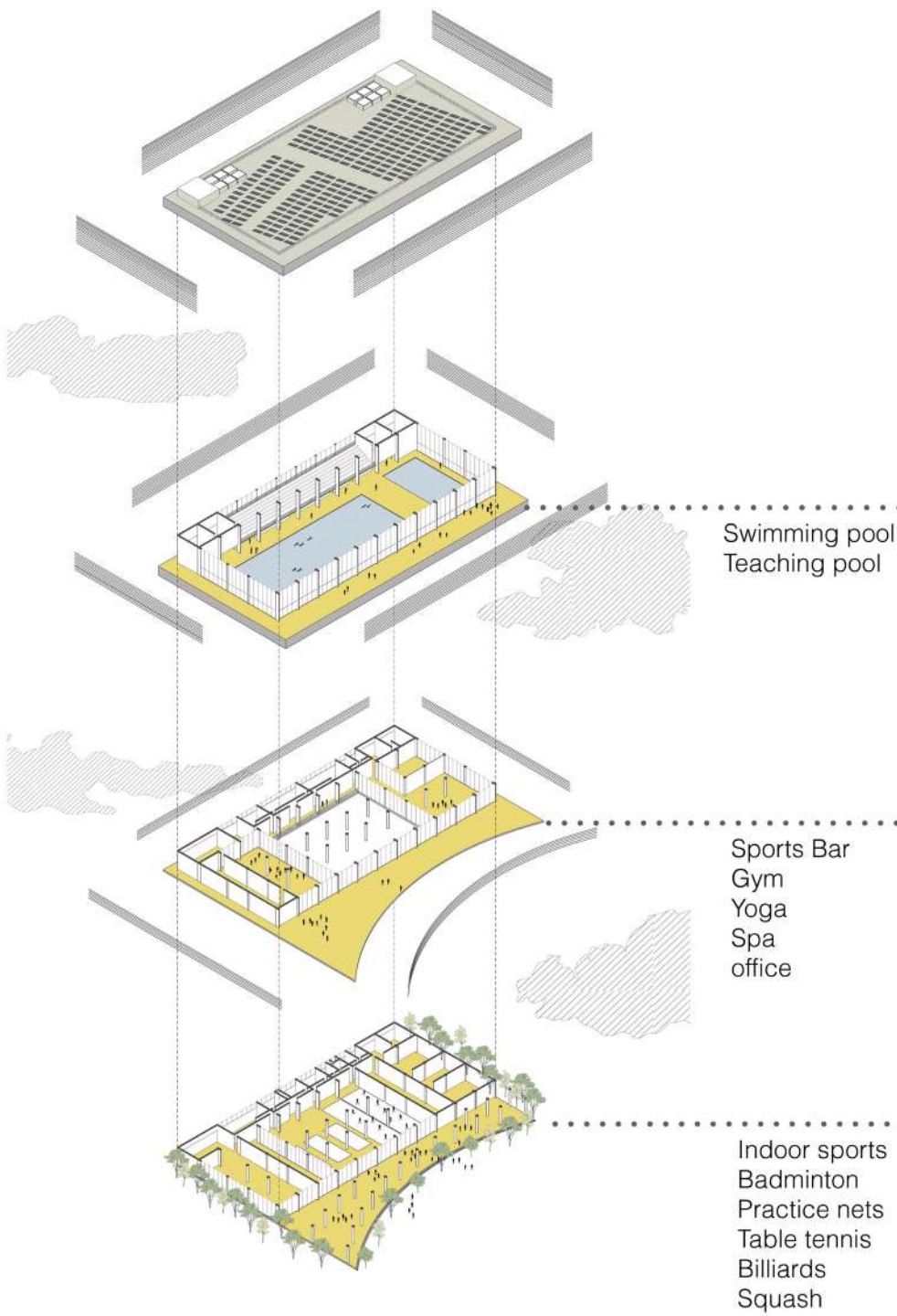
Horizontal Louvers with skeleton structure



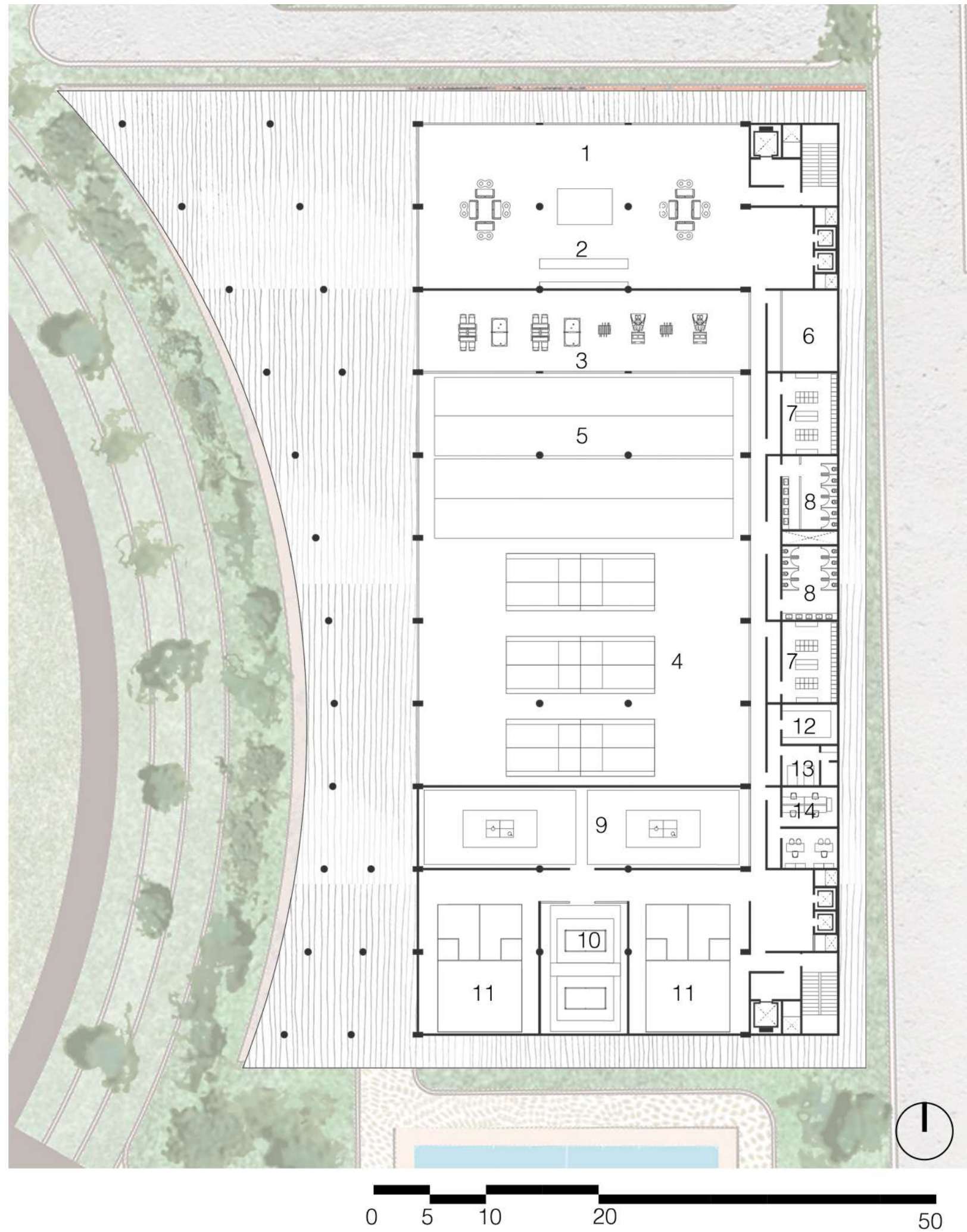
Sunpath Diagram & Shadow Analysis



View of the Clubhouse block with immediate context



Exploded isometric view




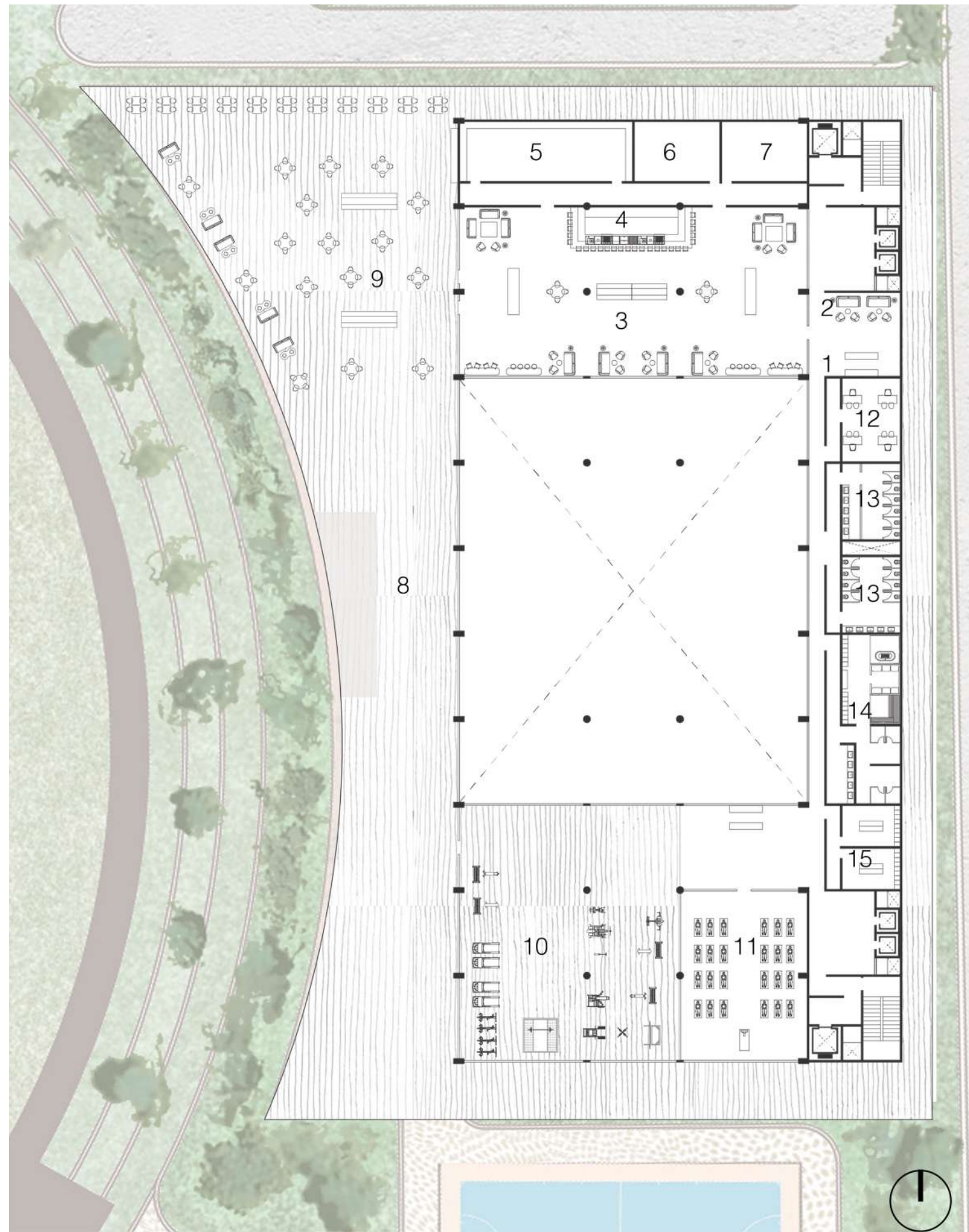
-Sports Block

GROUND FLOOR

LEGEND

- 1. ENTRANCE FOYER
- 2. RECEPTION
- 3. INDOOR SPORTS ROOM
- 4. BADMINTON COURTS
- 5. PRACTICE NETS
- 6. MEDIA ROOM
- 7. LOCKER AND CHANGING ROOM
- 8. TOILET
- 9. TABLE TENNIS
- 10. BILLIARDS
- 11. SQUASH
- 12. STORE ROOM
- 13. FIRST AID ROOM
- 14. OFFICE






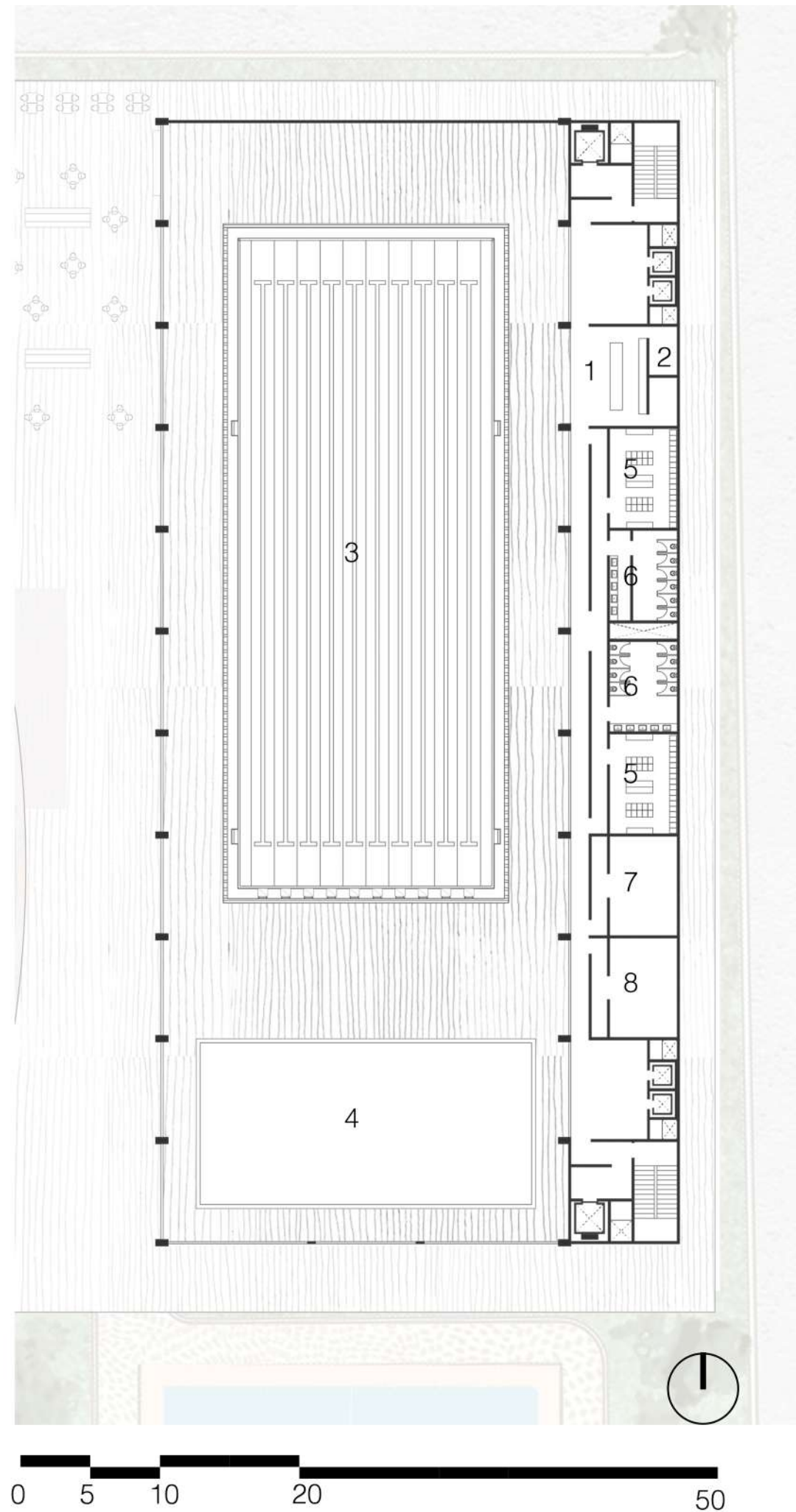
-Sports Block

FIRST FLOOR

LEGEND

- 1.RECEPTION
- 2.LOUNGE
- 3.SPORTS BAR
- 4.BAR COUNTER
- 5.KITCHEN
- 6.UTILITY
- 7.STORAGE
- 8.DECK
- 9.OPEN DECK SEATING
- 10.GYM
- 11.YOGA ROOM
- 12.OFFICE
- 13.TOILET
- 14.SPA
- 15.LOCKER ROOM







-Sports Block

SECOND FLOOR

LEGEND

- 1.RECEPTION
- 2.OFFICE
- 3.SWIMMING POOL
- 4.TEACHING POOL
- 5.LOCKER AND CHANGING ROOM
- 6.TOILET
- 7.STORAGE
- 8.MECHANICAL






-MUSEUM BLOCK

The design of the Museum Block prioritizes **user experience** and **interaction** while enhancing the **architectural identity of the space**. The museum's ground floor accommodates public functions like the café, while administrative offices and a business center are situated on the first and second floors.




Modular Structure for Programming Flexibility

To support the varying needs of the spaces like cafe, museum, admin and business centre, a **simple square plan** with a **central courtyard** is implemented alongside a **grid structure**. The use of **non-load bearing walls** further allows for **future adaptability** and **programming flexibility**, ensuring that the museum can evolve in response to **changing needs**.



Courtyard as In-Between Space

The introduction of a **central courtyard** serves as a **vital interstitial area** that **bridges various functions** within the museum. This open space promotes **interaction**, housing café operations on the ground floor while facilitating a **double-height office** area on the upper levels. Additionally, the **central courtyard** enhances **passive ventilation** and visually links all three levels, **enriching the user experience**.

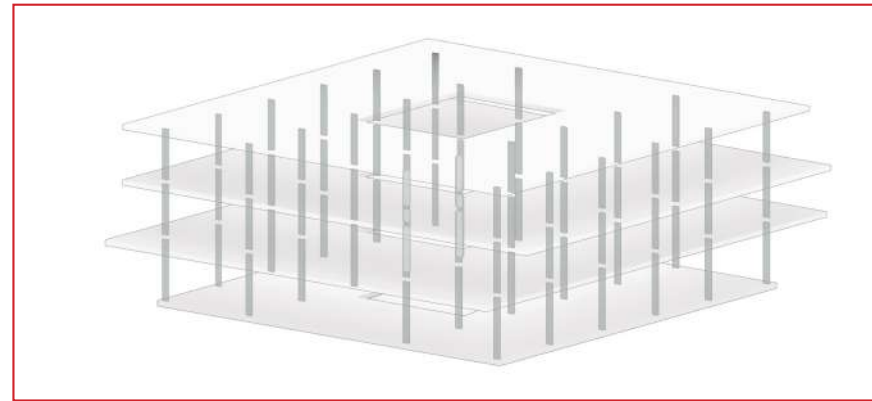


Cantilever Roof and Louvers


The design features an innovative **cantilever roof** system that acts as a **shading device**, extending from the floor plates according to the **sun's orientation**. This approach not only prevents excessive solar gain for the lower levels but also extends internal spaces, permitting the **integration of landscapes** and **private seating areas**.



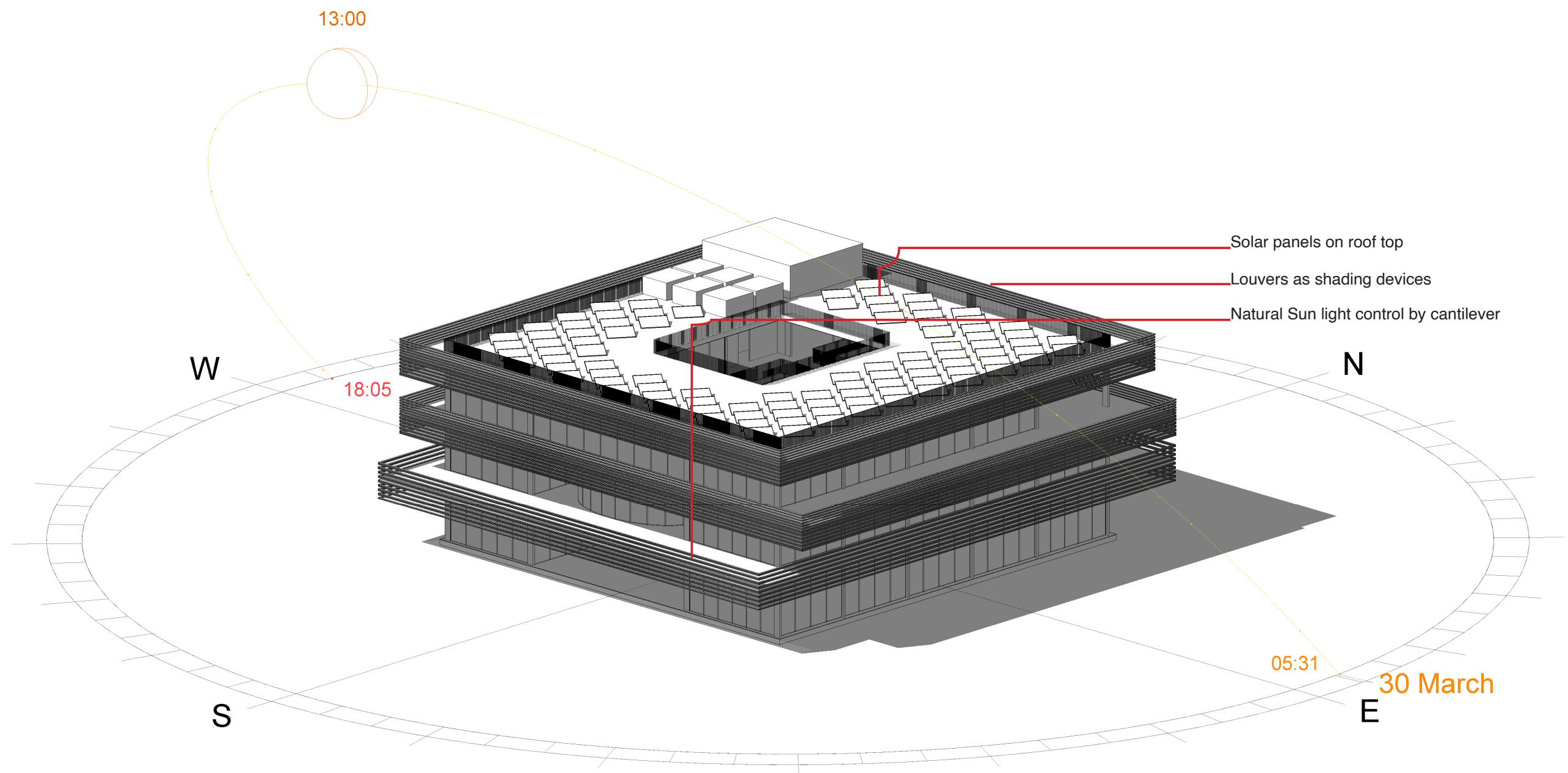
Floor plates with cutouts




Isometric Structural Columns



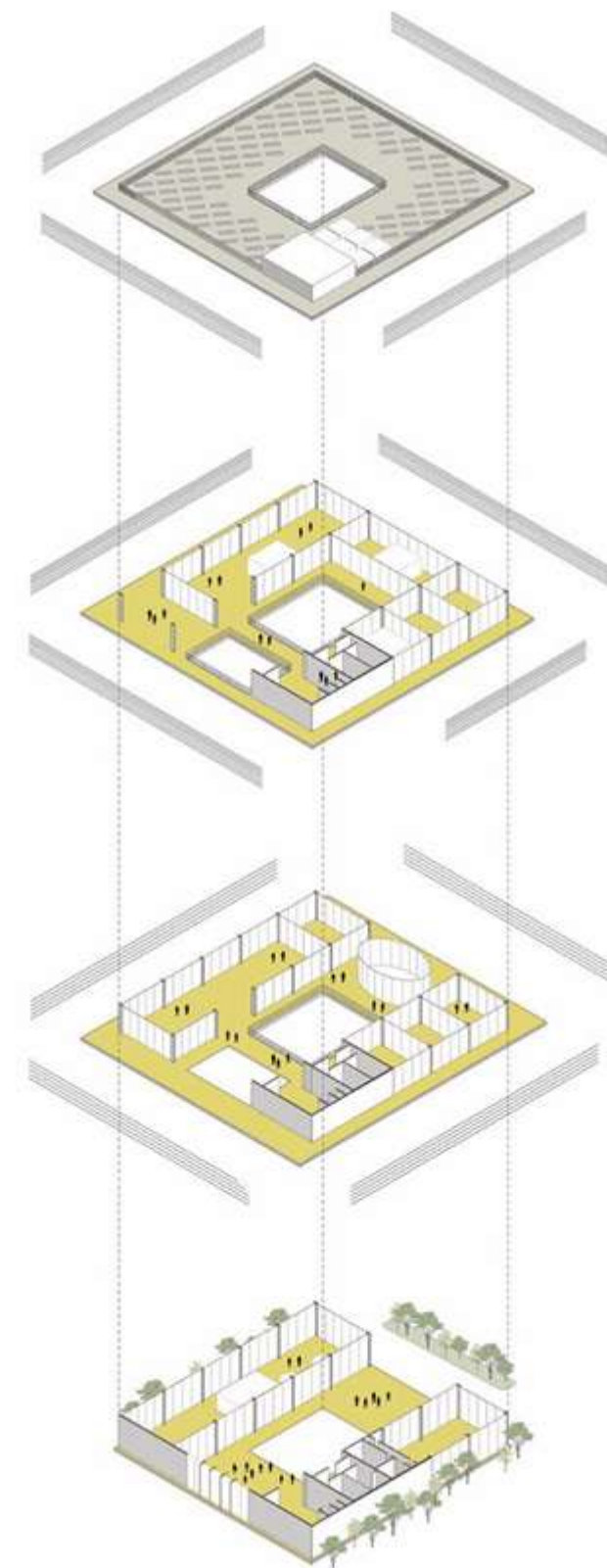
Horizontal Louvers with skeleton structure



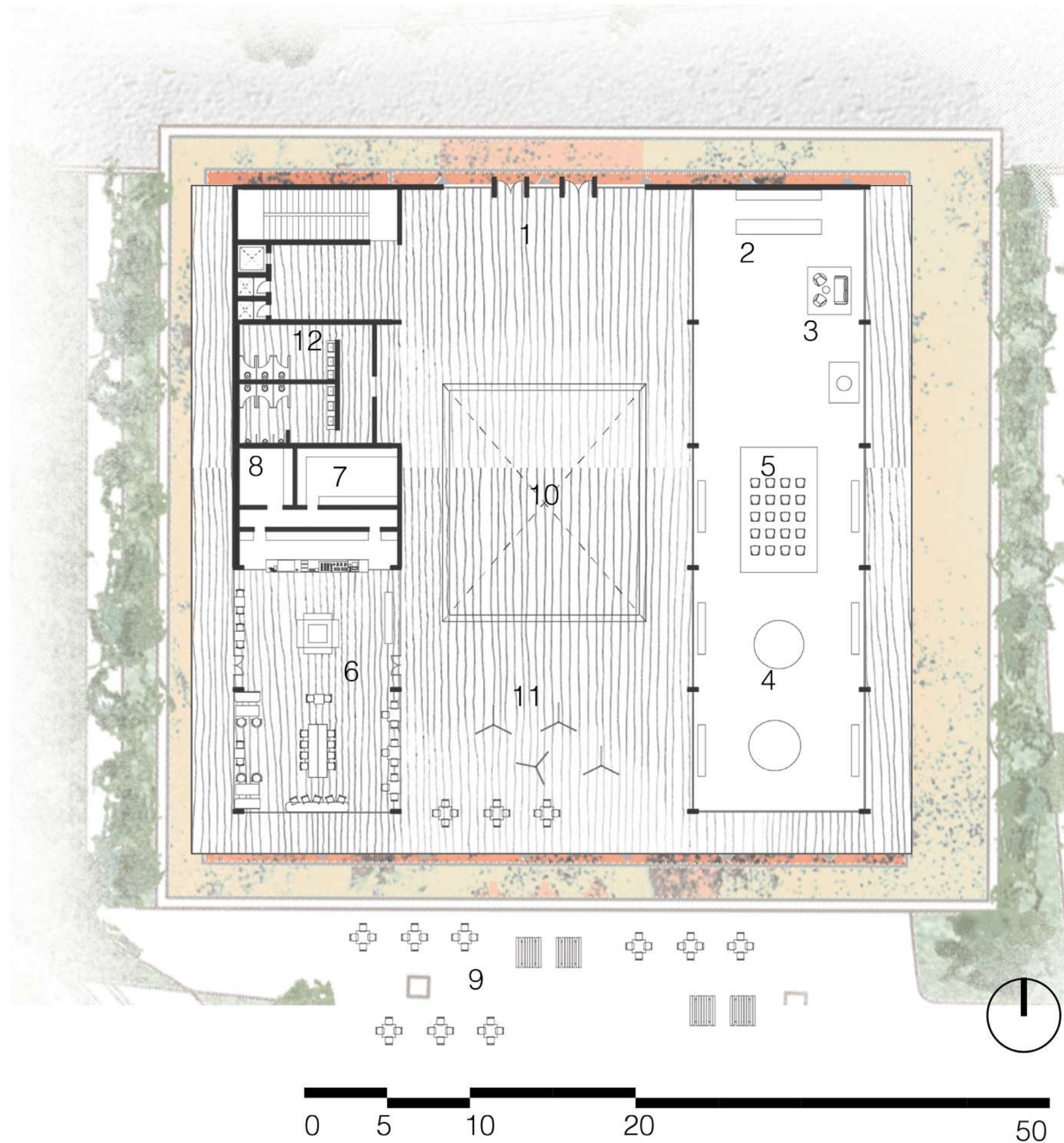
Sunpath Diagram & Shadow Analysis



View of the museum block with immediate context



Museum Block Isometric Exploded



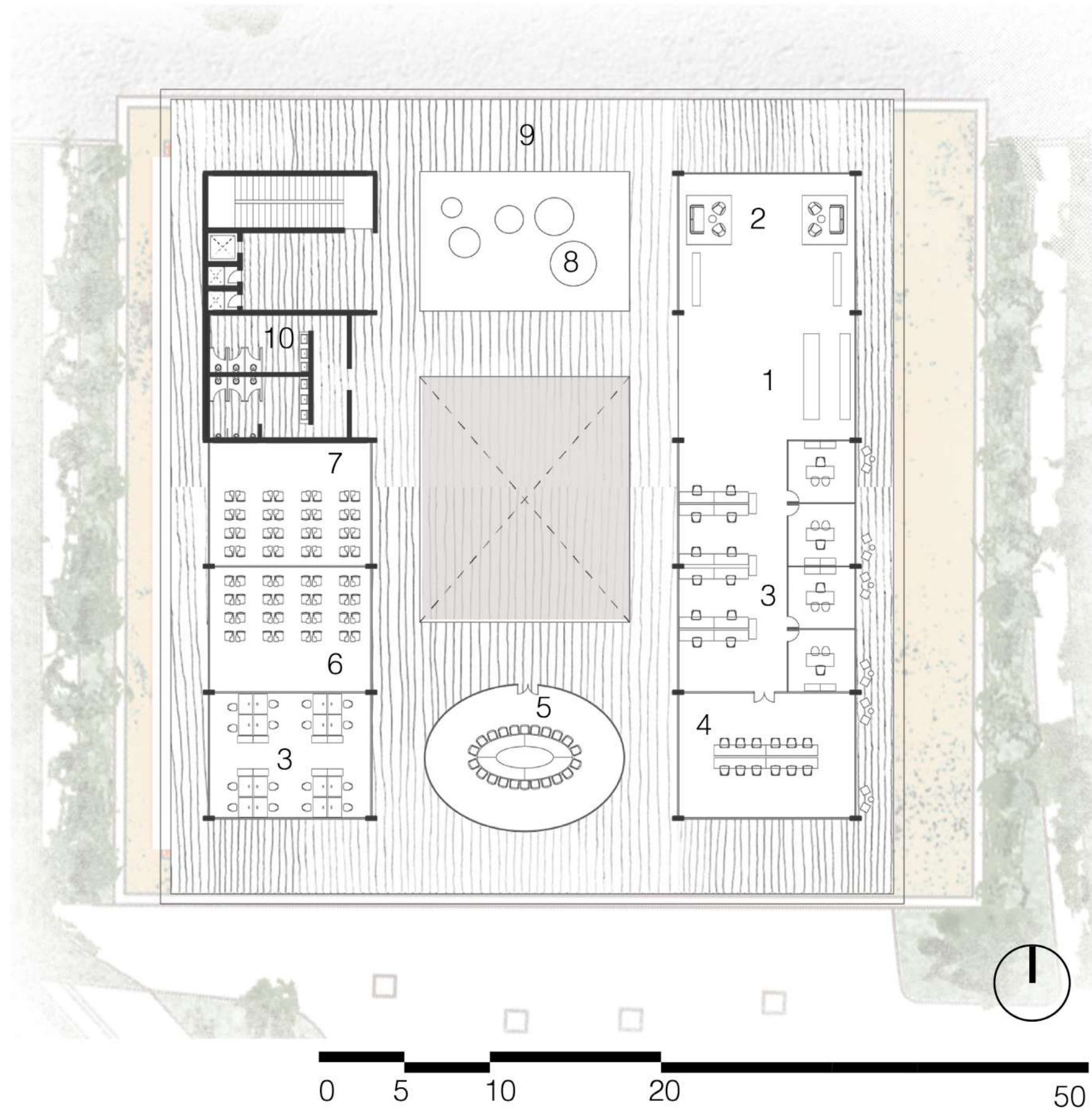
-Ground Floor

LEGEND

1. ENTRANCE LOBBY
2. INFORMATION KIOSK
3. LOUNGE
4. DISPLAY AREA
5. MEDIA ROOM
6. CAFETERIA
7. KITCHEN
8. STORAGE
9. OUTDOOR SEATING
10. AMPHITHEATRE
11. MULTI-PURPOSE AREA
12. TOILET





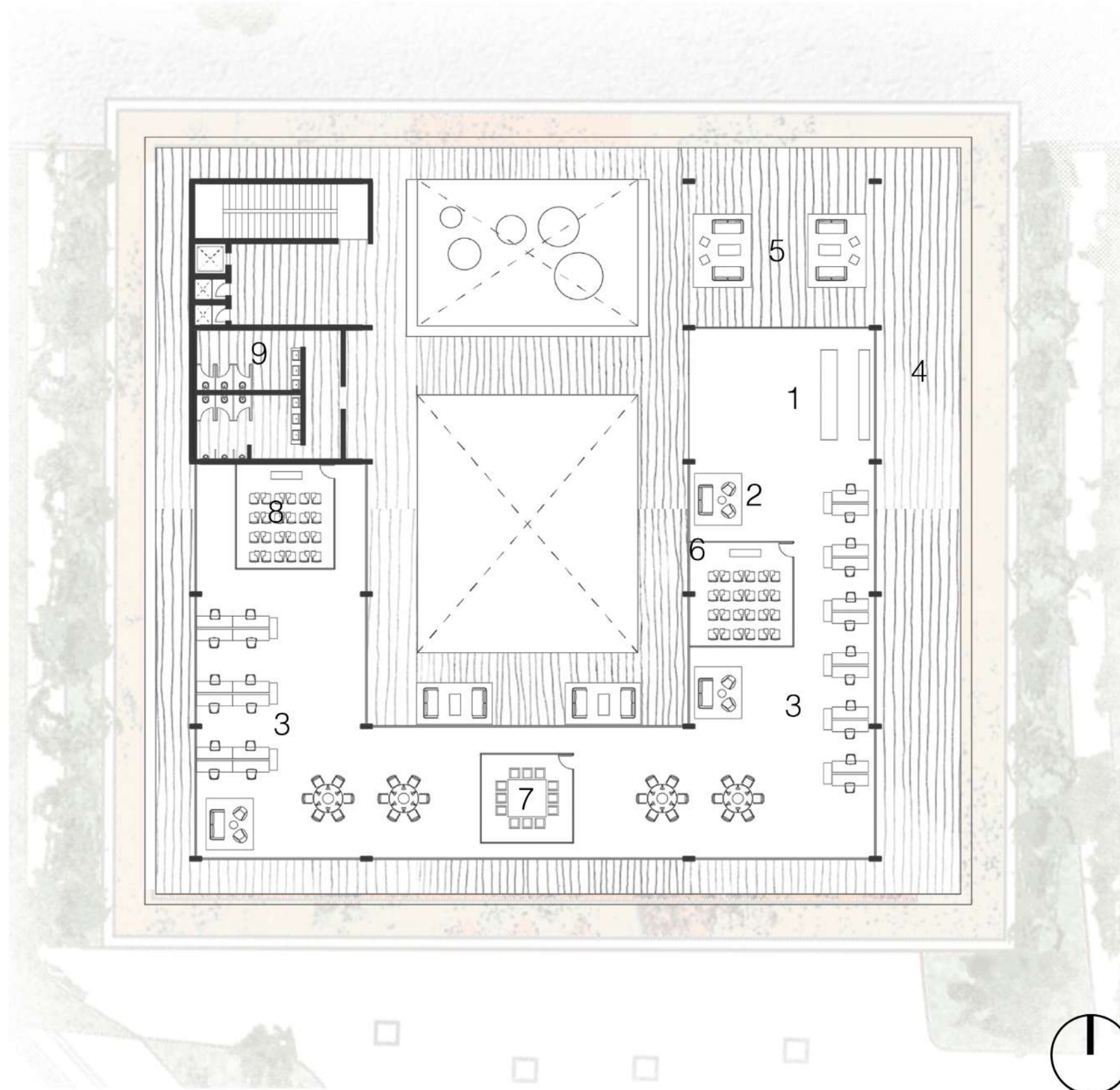


-First Floor

LEGEND

- 1.RECEPETION
- 2.LOUNGE
- 3.OFFICE
- 4.MEETING ROOM
- 5.CONFERENCE ROOM
- 6.AV ROOM
- 7.MEDIA ROOM
- 8.COURT
- 9.DECK
- 10.TOILET

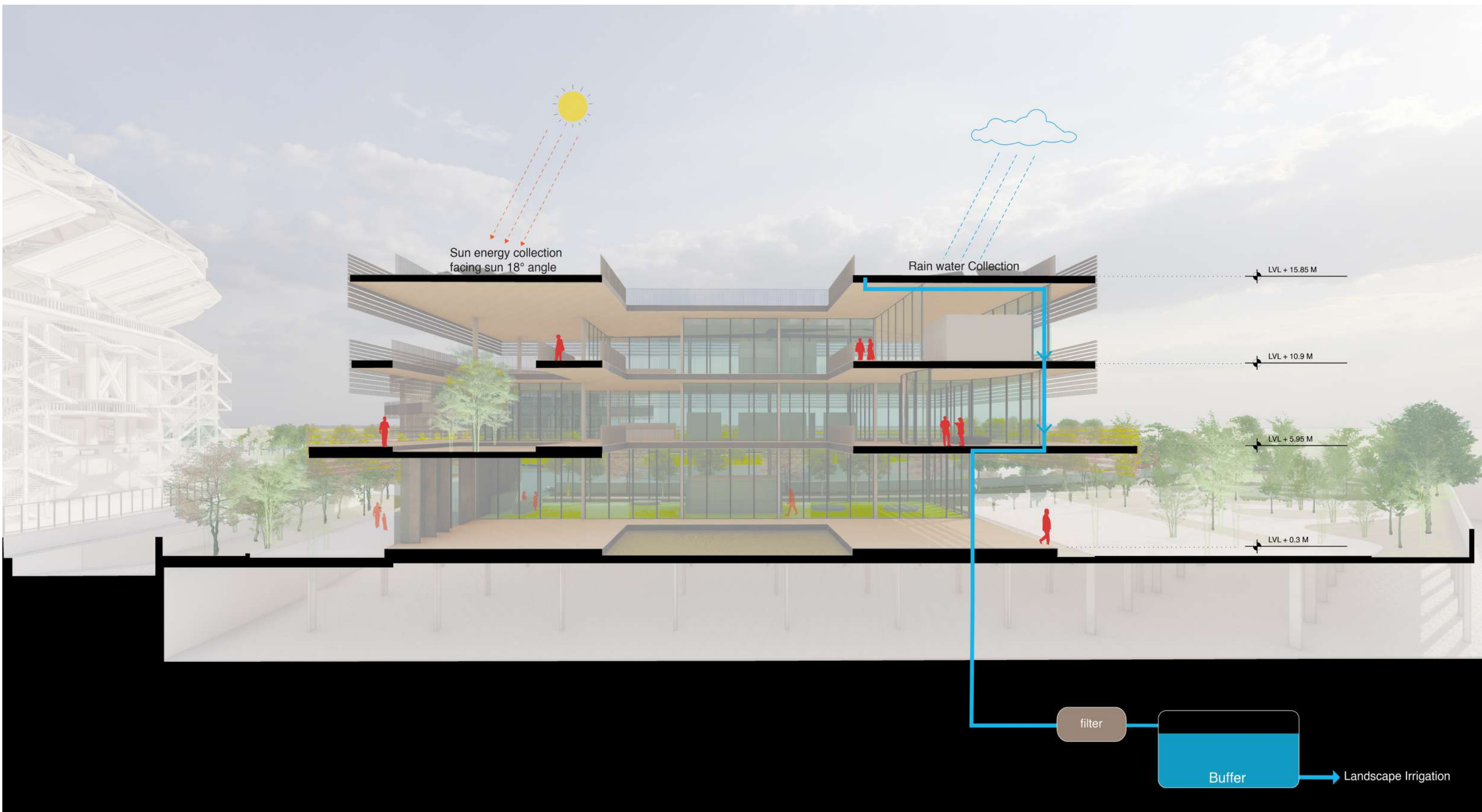





-Second Floor

LEGEND

- 1.RECEPTION
- 2.LOUNGE
- 3.OFFICE
- 4.DECK
- 5.OUTDOOR SEATING
- 6.LECTURE ROOM
- 7.MEETING ROOM
- 8.MEDIA ROOM
- 9.TOILET





-ACCOMODATION BLOCK

The Accommodation Block is thoughtfully situated at the rear of the site, featuring a **linear structure** divided into **two towers** that house **essential services** and **vertical circulation**.



In-between Space with Landscape and Bio Pond

The architectural plan includes a landscaped area at both the ground and first floor levels, where a **curved jalli** wall enhances the **sense of continuity** with the **stadium**. This “**in-between**” **space** allows guests to **immerse** themselves in the **landscape**, **experiencing tranquility** through **proximity** to a **serene pond**, thereby **creating an experiential journey that harmonizes nature with hospitality**.




Cantilever Roof as Shading Device

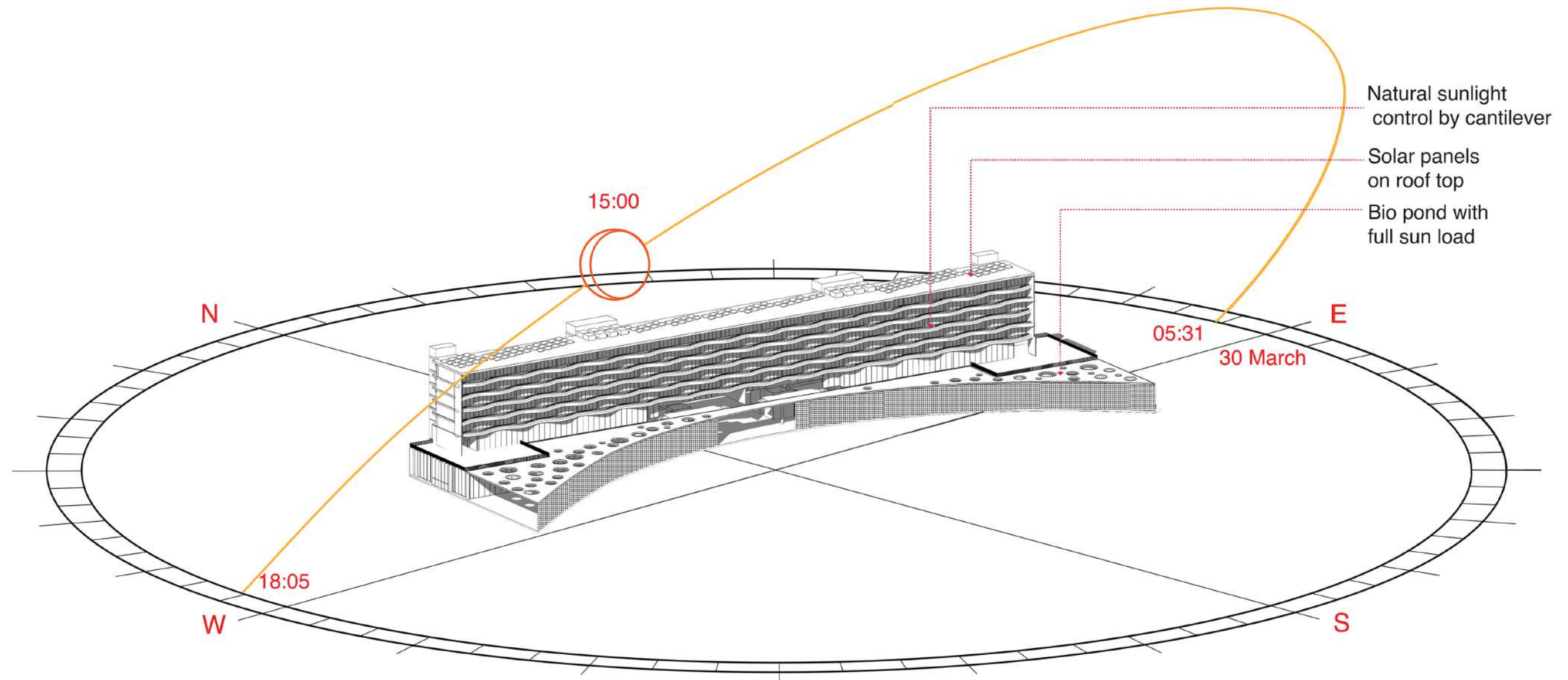
The **undulating balconies** on the south side extend outwards, serving as both **sun shading** and **functional outdoor** spaces for the rooms.




Floor Plates



Isometric Structural Columns



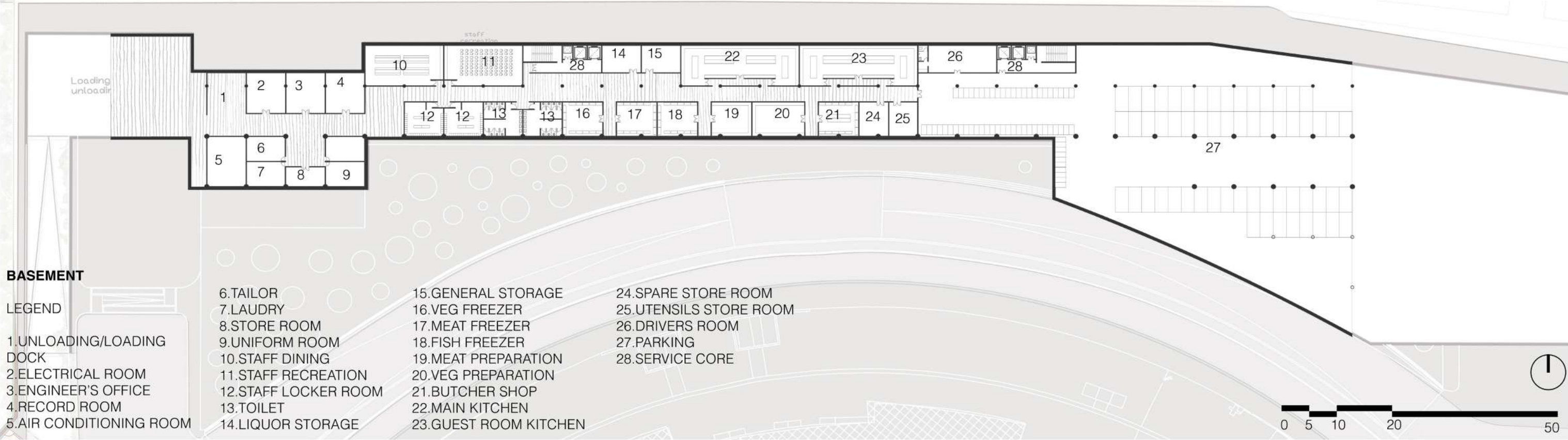
Sunpath analysis shows south side with **extended balconies** to have shade throughout the day at upper level and at ground floor level having the **Jalli wall** as **shading device** and **privacy** from the stadium.

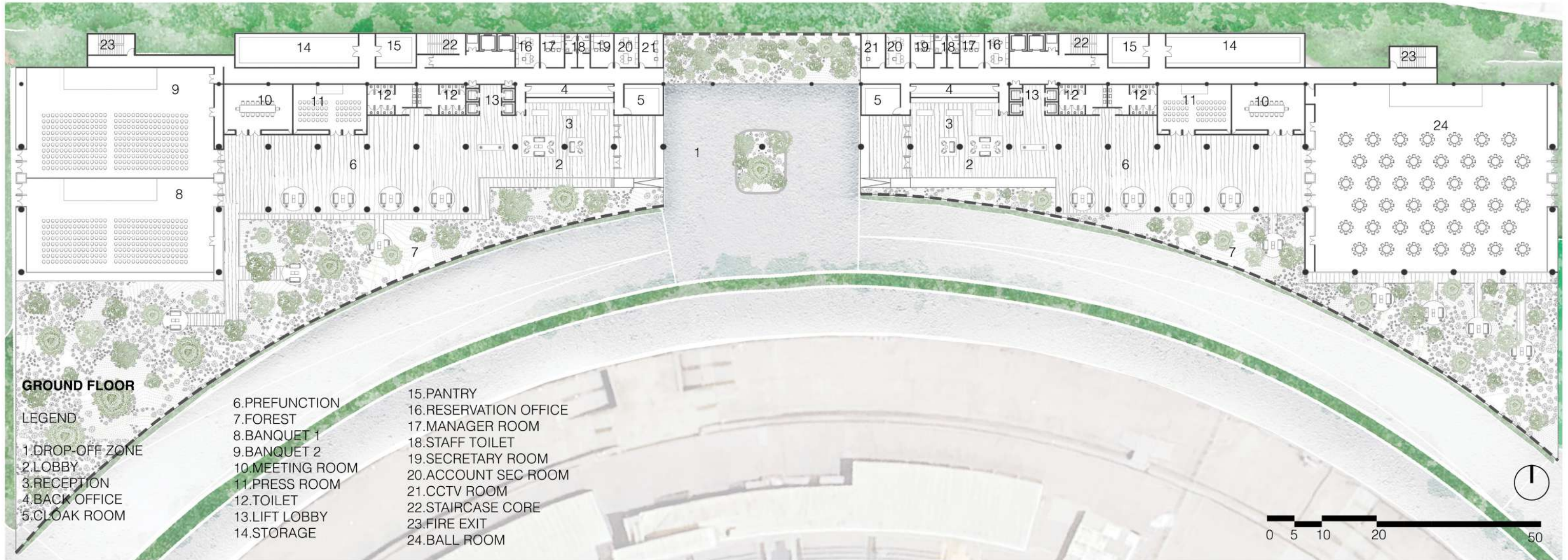


This **strategic placement** allows **hotel activities** to face the stadium, thereby **capitalizing** on the **dynamic sports environment**. The design aims to provide an **immersive experience for guests**, offering picturesque **views of the cricket ground** while **seamlessly integrating elements** of **nature** throughout the building.

The **undulating structure** is crafted to **optimize views** of both the **vibrant stadium** and the **stunning mountainous landscape behind**, ensuring that each moment spent in the **accommodation** is one of **visual delight**.

A **central premise** of the design is to envelop guests in an experience where **nature intertwines** with their stay. Each hotel room is equipped with a terrace that **overlooks the cricket ground**, enhancing the **connection to the outdoor environment**. At ground level, a valet area leads to an impressive lobby, complemented by meeting rooms, press rooms, banquet halls, and ballrooms, all of which are framed by a front garden and a **curved jalli wall** offering **relaxing patios**.

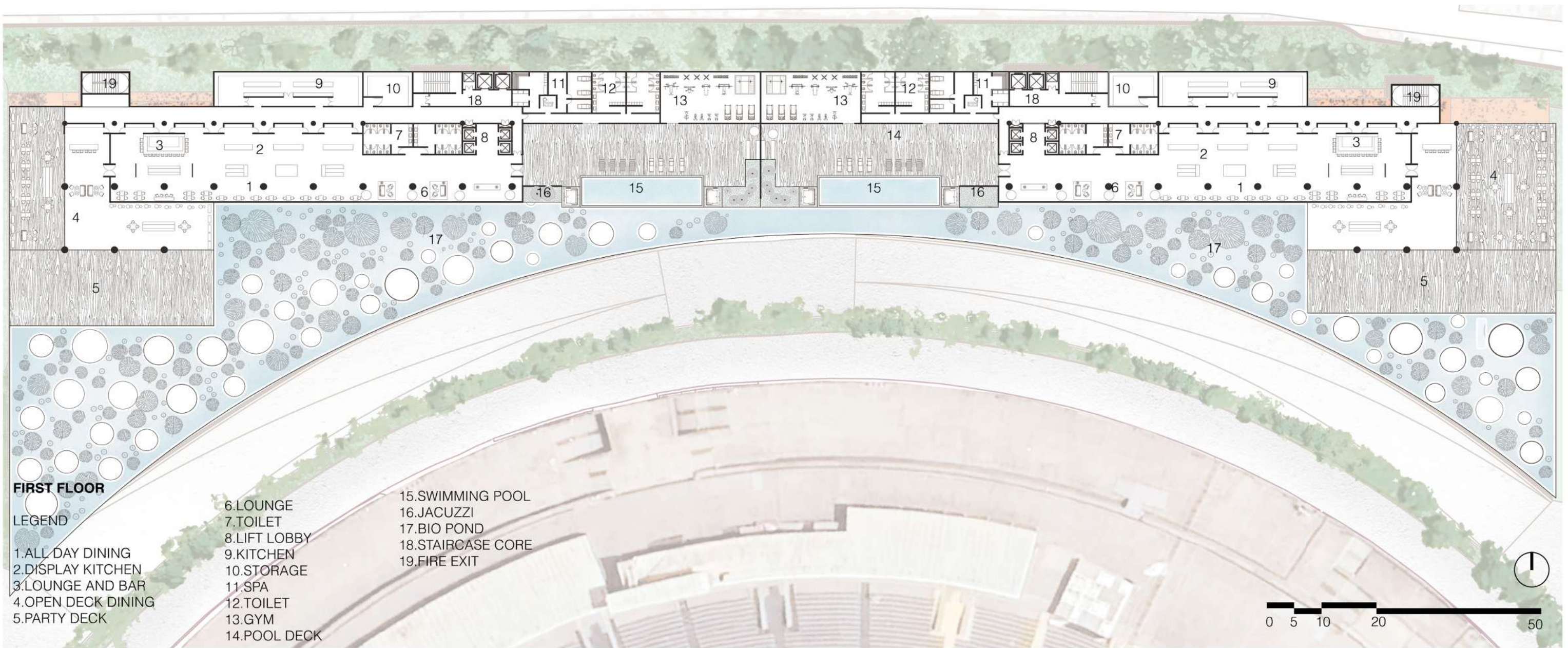






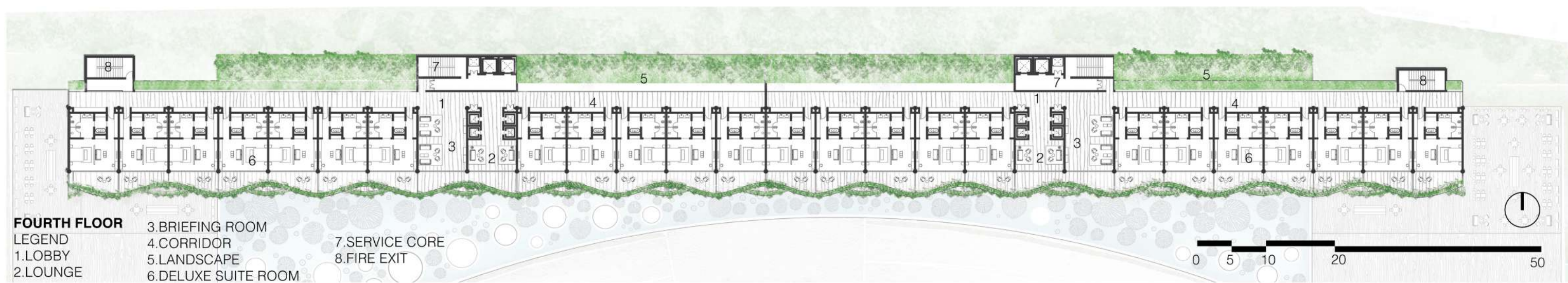
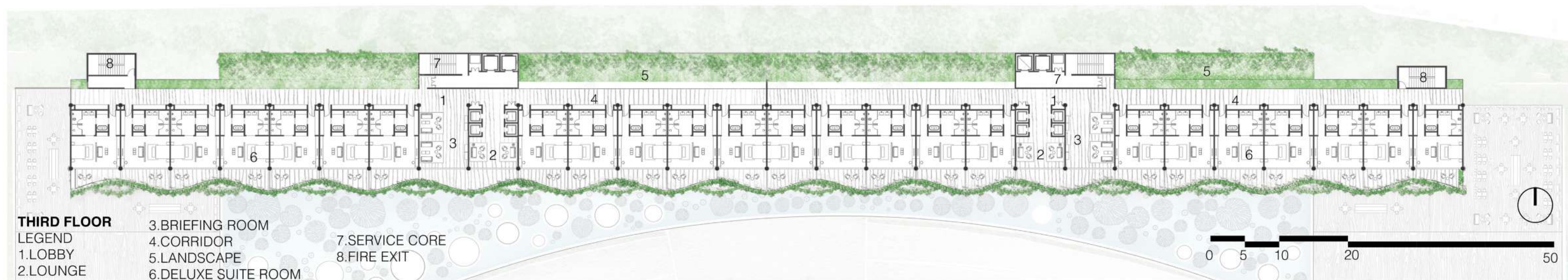
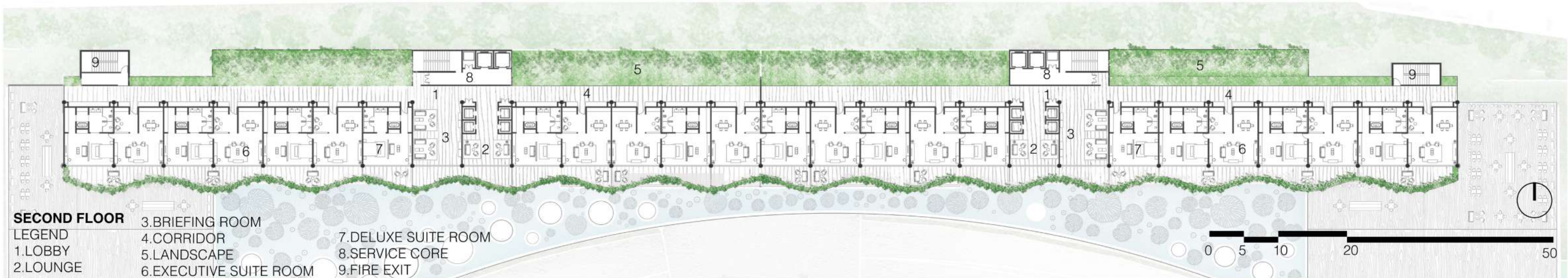


Biodiversity to Create a Relaxing Experience - The design incorporates **diverse plant life**, fostering a **calming atmosphere** for **guests** and **enhancing** their **connection to nature**.

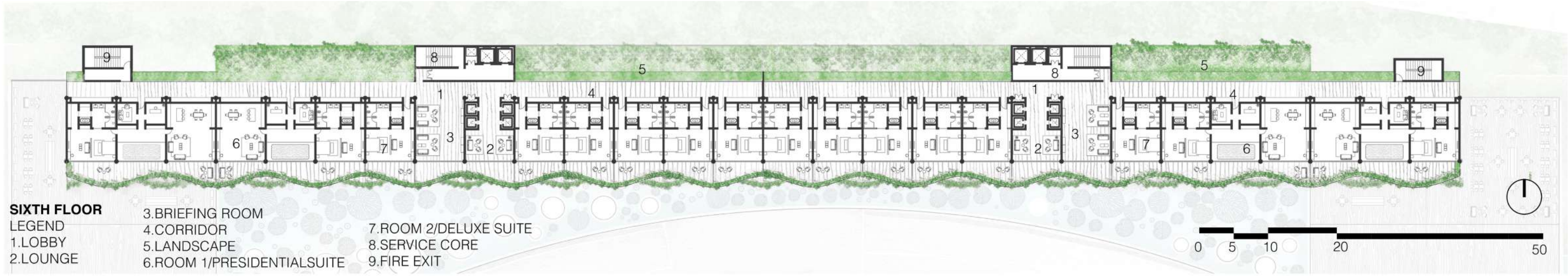
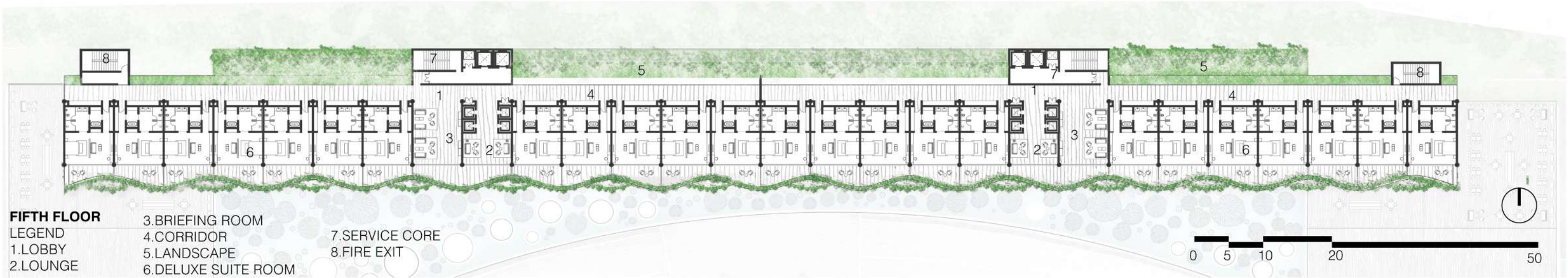




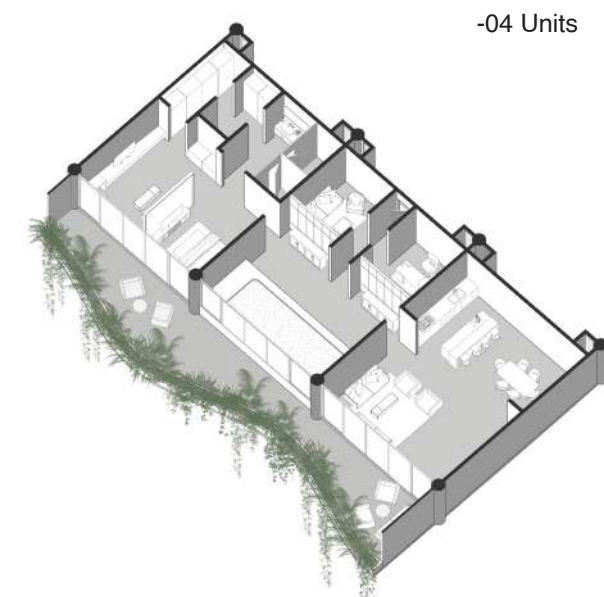
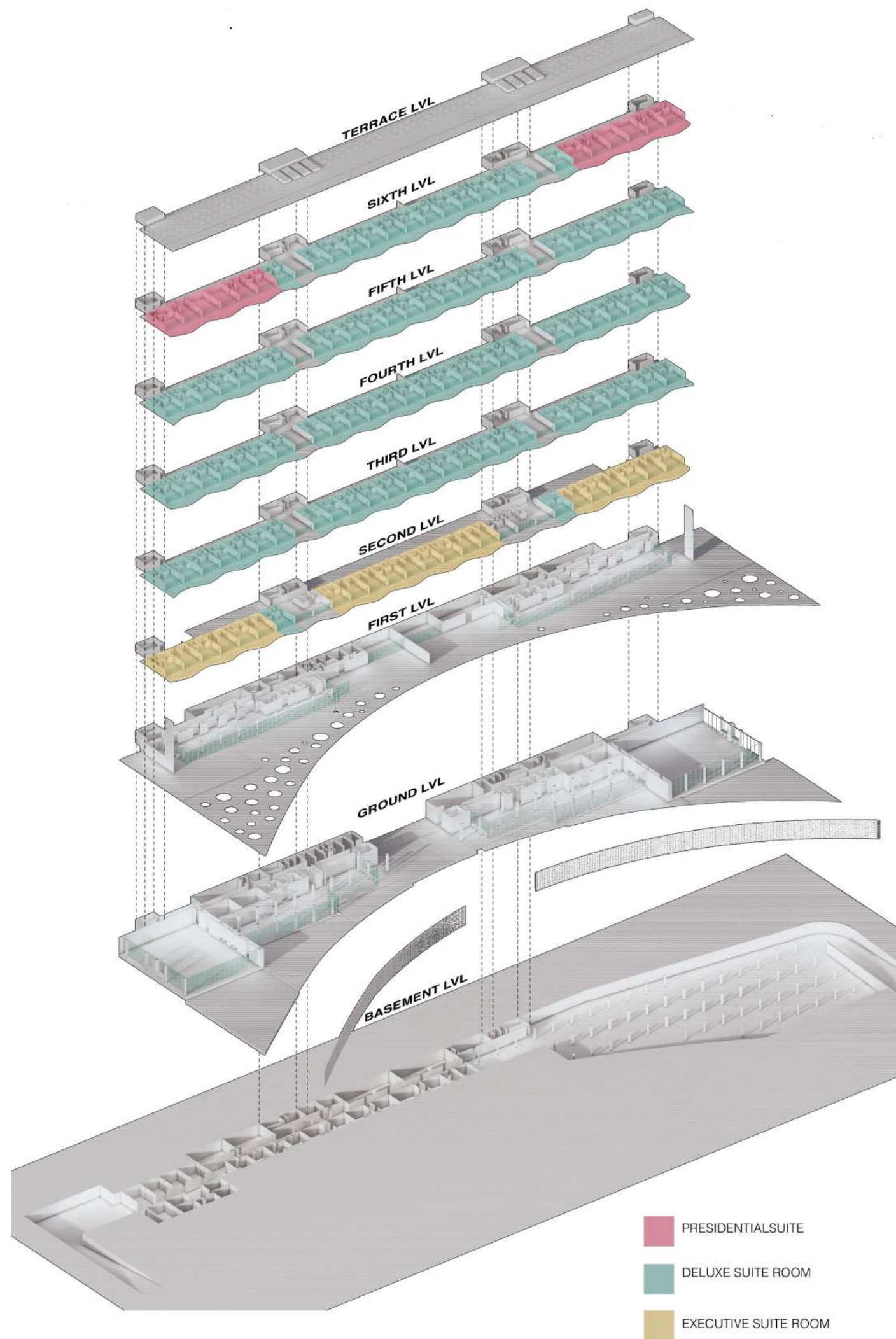












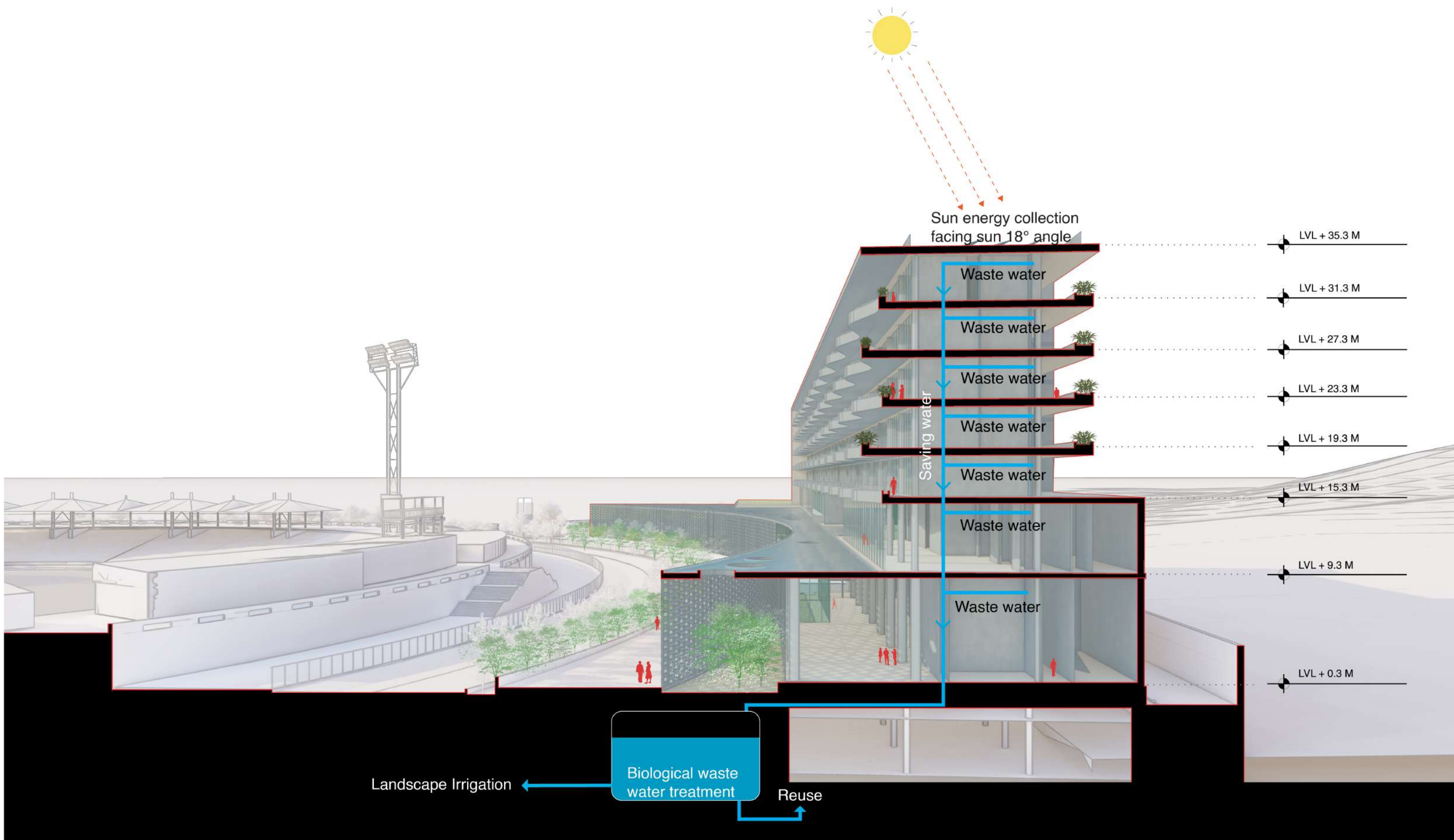
Isometric view of presidential suite



Isometric view of Executive suite



Isometric view of Delux suite



- Weaving nature into everyday

- Seasonal landscape framework
- Smog tower
- material Usage

- Community + Culture Integration


Weaving nature into everyday

Sustainability, material usage and **Landscape** are pivotal components of our project's **design philosophy**, reflecting a **deep commitment** to environmental stewardship and **aesthetic integrity**.

Material usage

Material selection plays a crucial role in our design. We feature local **grey basalt stone** sourced from **nearby mountains**, ensuring both **authenticity and minimal environmental impact**. The exposed **concrete slabs** are crafted in a **dark shade** with **timber formwork**, while glass and **natural wood** enrich the interiors with **warmth**. Metal louvers provide **essential shading**, and the club-house and museum block are adorned with cheerful colors, promoting a welcoming atmosphere. Together, these elements not only embody a sustainable ethos but also enhance the **visual and experiential quality** of the space.





Landscape

Landscape strategy: - **seasonal trees** have been selected around the stadium walkways for the people to **experience the change throughout the year** which makes it **vibrant** and in accommodation block we have used flowering plants and bio pond to increase **bio diversity and nature experience**.



-Smog tower

Our **Weaving back to nature** strategies are multi-faceted, initiating with the integration of **smog towers at all entry points**. These towers serve not only as **visual landmarks** but also **purify the surrounding air**, enhancing the overall environmental quality.



-PRACTICE PITCH

The **sculpture plaza** in front of the museum block, the **practice pitch**, and the **open spaces on either side** of the accommodation block **serves as event spaces** that can be used **throughout the year** without disrupting existing events, and they can also be a **revenue generation model for the clubhouse**.




-Childrens Play Area



-Sculptural Park



The MCA International Clubhouse is a **living environment** that reflects the **rhythm of nature**, the **spirit of sport**, and the **pulse of community**.”



www.mnine.in

TEAM-M9

Nischal Abhaykumar

Jesal Pathak

Bharat Raj

Omkar Gajare

Ajay Sugathan

Kiran Chandu Kota

Santosh Sampath